

Compiled by : Regional Services
Division, IGNOU Hqrs, Maidan Garhi
New Delhi 110068

Monthly Monitoring Report - FEBRUARY 2024

Regional Centers activities

MMR FEBRUARY 2024
PREPARED BY RSD

Contents

PART I - HIGHLIGHTS OF ACTIVITIES – FEBRUARY 2024	5
PART II - MMR FEBRUARY 2024– EXECUTIVE SUMMARY	8
Promotional, Extension and Outreach Activities.....	8
Table 1 Summary of promotional and publicity activity (Online and offline)	10
Table 2 Summary of efforts made by RCs to reach out to the disadvantaged communities	11
Table 3 Summary of extension activity for sensitizing and collaborative activity by regional centres.....	11
Press Releases Issued	12
Meetings, Trainings & Orientation Programme at Regional Centre	12
Table 4 Summary of Capacity building and training programme organised by RCs	13
Strengthening/Establishing LSCs and Exam centres	14
Table 5 Summary of strengthening of LSCs related activities	14
Regional Centres and Learners Support Centres Activities.....	15
Table 6 Summary of IM organised meetings for online and ODL programme	16
Table 7 Summary of academic counselling sessions organised by RCs	17
Table 8 Summary of Project Viva-voce organised by RCs.....	17
Table 9 Summary of assignment evaluation and awards transmission	19
Monitoring of Study Centres Activities	19
Table 10 Summary of monitoring activity (Induction Meetings)	20
Table 11 Summary of monitoring activity (Exam related activities) *	21
Student Support Services	22
Table 12 Summary of student support service-related activities	23
Research and Academic Development Activities	26
Expenditure of Regional Centres	27
Table 13 Item-wise summary of expenses.....	27
Staff strength at the Regional Centres	35
Ratio – Expenditure, Enrolment and Staff.....	36
Social Media Use	39
Table 14 Summary of use of social media during the month	39
PART III – PROMOTIONAL, EXTENSION AND OUTREACH ACTIVITIES	44
Table 15 Regional centre wise number of promotional and publicity initiatives in FEBRUARY 2024.	45
Table 16 Regional centre wise efforts for reaching out to the disadvantage communities	47

Table 17 Regional centre wise sensitising, collaborative and extension activities for sensitizing learners and other stakeholders to social and sustainable development issues leading to inclusive society in FEBRUARY 2024	49
Table 18 Regional centre wise number of press releases/ published by Regional Centers in FEBRUARY 2024	51

PART IV - MEETINGS, TRAININGS & ORIENTATION PROGRAMME AT REGIONAL CENTRE 53

Table 19 Regional centre wise number of In-house meetings held in DECEMBER2023	54
Table 20Regional centre wise number of meeting with Hqrs and RSD - Participated/Interacted inJANUARY 2024	56
Table 21 Regional centre wise number of capacity building and training programme organised in DECEMBER2023.....	58

PART V – STRENGTHENING OF LSCS & ECS..... 60

Table 22 Regional centre wise expansion/strengthen of study centers in FEBRUARY 2024	61
--	----

PART VI – ACTIVITIES AT RCS & LSCS..... 63

Table 23Regional centre wise number of inductions meetings (IM) organized for the students of ONLINE and ODL Programme (Face to face & online both) in FEBRUARY 2024.	64
Table 24 Regional centre wise number of academic counseling sessions for theory courses organized by study centers for ODL Prog (Online & F2f mode), Practical courses for ODL Prog and academic counselling for Online programme in FEBRUARY 2024	66
Table 25Regional centre wise number of Programme for which Project viva – voce held at Regional Center (Face to face mode & Online mode) for ODL programme in FEBRUARY 2024.....	68
Table 26 Regional centre wise number of assignments received and awards transmitted by RCs/LSCs in offline mode and online mode for ODL and ONLINE programme in FEBRUARY 2024.....	70

PART VII – MONITORING OF STUDY CENTRES ACTIVITIES 72

Table 27 Regional centre wise number of Induction Meeting (IM) attended by officials of RC in ONLINE and face to face mode in FEBRUARY 2024	73
Table 28 Regional centre wise number of academic counseling sessions visited/monitored by officials of RC in FEBRUARY 2024	75
Table 29 Regional centre wise number of TEE centers visited/monitored by RC (Please submit this information only if the activity was done in the month for which you are reporting.) in FEBRUARY 2024	77

PART VIII – STUDENT SUPPORT SERVICES..... 79

Table 30 Regional Centers wise students queries handled through various modes in FEBRUARY 2024.	80
Table 31 Regional Centre wise total number of students’ queries handled in DECEMBER2023.	82
Table 32 Regional Centers wise number of SMSs utilized for students support in FEBRUARY 2024.	84
Table 33 Regional centers wise number of grievance redressal camp(s) organized by RCs/LSCs in online and face to face mode inJANUARY 2024	86

PART IX - ACADEMIC ACTIVITIES BY REGIONAL CENTRE..... 88

Table 34 Regional centers wise number of research and professional development by regional center academics inJANUARY 2024.	89
--	----

PART X–ACCOUNTS &FINANCE..... 91

Table 35: Regional Centre wise total expenditure in FEBRUARY 2024.	92
Table 36 Regional Centre wise expenditure on Salaries of Regular Staff in FEBRUARY 2024.	94
Table 37 Regional Centre wise expenditure on salaries of DW staff in FEBRUARY 2024.	96
Table 38 Regional Centre wise expenditure on Regional Centre' Security in FEBRUARY 2024.	98
Table 39 Regional Centre wise expenditure on rent of Regional Centre' Building in FEBRUARY 2024.	100
Table 40 Regional Centre wise expenditure on tours and travels in FEBRUARY 2024.	102
Table 41 Regional Centre wise expenditure on meetings/orientations/workshops' in FEBRUARY 2024.	104
Table 42 Regional Centre wise expenditure on Printing/Publicity etc in FEBRUARY 2024.	106
Table 43 Regional Centre wise other expenditure in FEBRUARY 2024.	108

PART XI – EXPENDITURES ON FUNCTIONING OF LEARNER SUPPORT CENTERS

..... 110

Table 44 Regional Centre wise expenditure on payment of salaries of Part-time functionaries of LSCs in FEBRUARY 2024.	111
Table 45 Regional Centre wise expenditure on payment for Counseling, Assignment Evaluation, Practical's etc in February 2024.	113
Table 46 Regional Centre wise expenditure on the functioning (salaries + counseling, assignments, evaluation) of LSCs in FEBRUARY 2024.	115

PART XII - STAFF STRENGTH 117

Table 47 Regional Centre wise staff strength in FEBRUARY 2024.	118
---	-----

PART XIII – RATIO : EXPENDITURE, ENROLMENT AND STAFF 120

Table 48 Expenditure – staff ratio in the FEBRUARY 2024.....	121
Table 49 Expenditure – enrollment (Fresh) ratio in the FEBRUARY 2024	122
Table 50 Enrollment (Fresh) – staff ratio in the FEBRUARY 2024	124

PART XIV – USE OF DIGITAL MEDIA PLATFORMS BY REGIONAL CENTRES .. 126

Table 51 Regional Centre wise Digital Media Platforms used	127
Table 52 Regional Centre wise links of Facebook Page	129
Table 53 Regional Centre wise usage of Facebook in FEBRUARY 2024	131
Table 54 Regional Centre wise Twitter Handles and their links.....	133
Table 55 Regional Centre wise usage of Twitter in FEBRUARY 2024	135
Table 56 Regional Centre wise links of Youtube Channel	137
Table 57 Regional Centre wise usage of Youtube.....	139

Annexure I : Events organised at Regional Centers 141

OTHER EVENTS AT REGIONAL CENTERS – FEBRUARY 2024..... 142

Report..... 142

Bijapur.....	142
Cochin	143
Darbhanga.....	144
Delhi 2	147
Jaipur.....	151
Jammu.....	154
Jodhpur	157

Kolkata	160
Koraput	164
Lucknow	167
Patna	167
Ranchi	181
Shillong.....	194
Shimla	201
Vijayawada.....	203
Report on the 37th IGNOU Convocation held on 20th February 2024	208
Press Releases related to 37th Convocation.....	212
Dehradun	212
Imphal	214
Varanasi	216
<i>Annexure II : Item-wise Expenditure of Regional Centers</i>	220



PART I - Highlights of Activities – February 2024

Particulars	Numbers
Number of general publicity initiative/activities to enhance outreach- Face to face mode	538
Number of general publicity initiative/activities to enhance outreach- ONLINE mode	1010
Number of programme specific publicities- Face to face mode	45
Number of programme specific publicities- ONLINE mode	154
Efforts for reaching out to the persons who do not have access to higher education (Disadvantaged communities e.g..PH, SC/ST, Women etc.) - Face to face mode	35
Efforts for reaching out to the persons who do not have access to higher education (Disadvantaged communities e.g..PH, SC/ST, Women etc.) - ONLINE mode	26
Extension activities for sensitizing learners and other stakeholders to social and sustainable development issues leading to inclusive society - Face to face mode	29
Extension activities for sensitizing learners and other stakeholders to social and sustainable development issues leading to inclusive society - ONLINE mode	21
Collaborative extension and outreach Programs (If any)	30
Total	1888
Number of press releases/ published	653
Total	653
In-house meetings at RC	195
No. of Meeting with Hqrs and RSD - Participated/Interacted	138
Total	333
Number of Coordinators Meetings organized by RC	34
Number of orientation Programmer for academic counsellors (ACs) organized by RC	13
Number of orientation Programme for study centres functionaries organized by RC	5
Training programme organized for handling of Learning Management System (LMS) for academic counsellors, Students and RC functionaries.	11
Total	63
Number of new study centres notified/opened	1
Number of new programmes activated at existing study centres	35
Number of new academic counsellors empanelled in the reporting month	618
Number of exam centres established for online examinations and ODL exams in the region (Please submit this information only if the activity was done in the month for which you are reporting.)	428
Number of Exam centres for Entrance test established in the region (Please submit this information only if the activity was done in the month for which you are reporting.)	4
Total	1086
Number of inductions meetings organized for ODL Prog - Face to face mode	16
Number of inductions meetings organized for students of ODL Prog - ONLINE mode	14
Number of inductions meetings organized for the students of ONLINE Programme.	39
Total	69
Number of academic counselling sessions for theory courses organized by study centres for ODL Prog -Face to face mode	2631
Number of academic counselling sessions for theory courses organized by study centres for ODL Prog - ONLINE mode	1795
Number of academic counselling sessions for practical courses organized by study centres for ODL Prog	2202

Number of academic counselling sessions organized for ONLINE Programme	1507
Total	8135
Number of ODL Programme for which Project viva – voce held at RC - Face to face mode & ONLINE mode	146
Number of ONLINE Programme for which Project viva – voce held	32
Total	178
Number of Assignments received by RCs/LSCs in OFFLINE mode (Please give total figure of the region)	943776
Number of Assignments received by RCs/LSCs in ONLINE mode (Please give total figure of the region)	224037
No. of Assignments awards transmitted to Hqrs during reporting month	1066373
Number of Assignments submitted by students of ONLINE Programme	7574
Number of Assignments awards transmitted to Hqrs during reporting month (Online Programme)	2123
Total	2243883
Number of Induction Meeting(s) attended by officials of RC (ONLINE mode)	20
Number of Induction Meeting(s) attended by officials of RC (Face to face mode)	75
Number of academic counselling sessions visited/monitored by officials of RC.	368
Total	463
Number of TEE centres visited/monitored by RC (Please submit this information only if the activity was done in the month for which you are reporting.)	39
Number of TEEP centres visited/monitored by RC (Please submit this information only if the activity was done in the month for which you are reporting.)	36
Number of entrance exam centres visited/monitored by RC (Please submit this information only if the activity was done in the month for which you are reporting.)	0
Total	75
By Post	9445
Email	126053
Phone	46210
i-GRAM	31568
Face-to-Face Queries	51252
Face Book	13516
Twitter	2017
RTI	106
Court Cases	14
Any other	150
Total	280331
Number of Grievance Redressal Camp(s) organized by RCs/LSCs - (ONLINE mode)	57
Number of Grievance Redressal Camp(s) organized by RCs/LSCs - (face to face mode)	39
Total	96
IGNOU programmes for New Admission	159976
Deficiency in the Fresh Admission Forms	65766
Confirmation of New Admission	2703
Information regarding Induction Meeting	7055
Submission of Re - registration	182591
Confirmation of Re - registration	1567
Face to Face counselling schedule	41868
Collection of study material	14520
Submission of assignment	8580
Term End Examination Hall Ticket	0
Practical Examinations	14756
Project Viva Voce, workshop	1922
Declaration of the term end examination result	0

Placement activities	86467
Convocation/degree	53536
Any other	60908
Total	702215
Systemic Research Activity (ies) performed on strengthening of the Open and Distance Learning	2
Research Article(s) Published	3
Conference Organized	14
Conference Attended	39
Faculty Development Programme(s) Organized	0
Faculty Development Programme(s) Attended	3
Participation in Interactive Radio Counselling Session (Gyan Vani/ AIR)	23
Participation in Door darshan/ Other Electronic Media Channel programmes	14
Participation in Career Counselling Programme	6
Total	104
Regular Staff Salary	78186515
Daily Wage payment	11559494
Security	3391396
Building Rent	7866223
Travel and hiring of taxi	719083
Meeting/ workshop/Orientation Programme etc	496213
Printing/Publicity	429642
LSC/PSC/SSC Payments (Salary of Part Time functionaries)	25171935
LSC/PSC/SSC Payments (Counselling, Assignment Evaluation, Practical's etc)	54106389
Other Expenditure	45481112
Total	227408002
Academic Staff	163
Non-Academic Staff	377
Daily Wage staff Engaged at Regional Centre	385
Daily Wage staff Engaged at Ware House	24
Security Guards	164
Total	1113
Number of Posts on the RC Facebook Page for the month	3414
Total Number of Likes on the RC Facebook Page	186535
Total Number of followers of the RC Facebook Page	270339
Number of posts on Twitter for the month	9806
Total Number of followers of the RC Twitter handle	50881
Number of posts on YouTube during the month	155
Total Number of subscribers of the RC YouTube channel	98330
Total	619460

PART II - MMR FEBRUARY 2024- Executive Summary

The analysis for MMR 2024 is completely based on the data provided by the Regional Centres. As per the practice, the data for the Monthly Monitoring Report (MMR) was received through a filled-in format as well as through the Google Form. Both were received online. The MMR format which was in used earlier has been modified from FEBRUARY 2023.

The data received from 57 Regional Centres have been analysed in this Executive Summary for MMR-FEBRUARY 2023. The analysis has been done under various subheadings for Promotional, extension and outreach activities of the Regional Centres, and Learner Support Centres. Further, various Finance & Accounts related matters, i.e., expenditures incurred by Regional Centres and Learner Support Centres have been analysed. Information related to academic and professional development of the academics of the regional centres has been also compiled and analysed. Immediately following the Executive Summary, data tables pertaining to various activities have been provided. Thereafter, a brief summary of the events held across the country has been provided along with the pictures of those programs.

Promotional, Extension and Outreach Activities

During the month of February 2023, Regional Centres organized various promotional and publicity activities. During this time general publicity initiative/activities to enhance outreach, programme specific publicities, efforts for reaching out to the persons who do not have access to higher education like disadvantaged communities e.g., PH, SC/ST, Women etc have been organised by the Regional Centres.

Summary of general and specific publicity and promotional activities carried out in face-to-face mode and online mode has been given in

Table 1. A total of **1747** such activities have been undertaken across all 57 Regional Centres. The list of top ten regional centres in has been given in

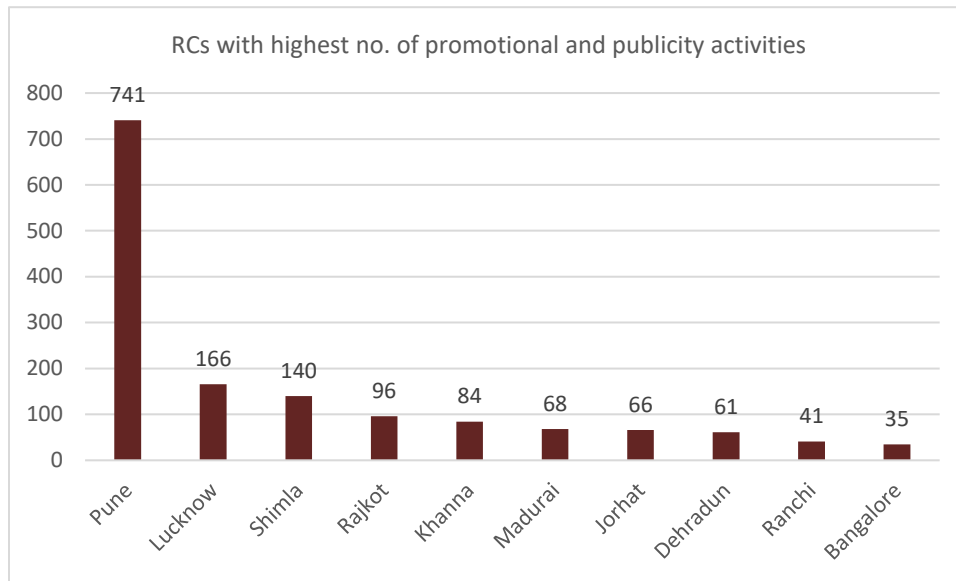


Figure 1.

Regional centre-wise **general and specific publicity and promotional derives** carried out in online mode as well as face to face have been given in Table 15. Summary of total number such activities has been given in Table 1.

Table 1 Summary of promotional and publicity activity (Online and offline)

S. No.	Particulars	Number	% of total
1	Number of general publicity initiative/activities to enhance outreach- Face to face mode	538	30.8
2	Number of general publicity initiative/activities to enhance outreach- ONLINE mode	1010	57.81
3	Number of programme specific publicities- Face to face mode	45	2.58
4	Number of programme specific publicities- ONLINE mode	154	8.82
	Total	1747	100

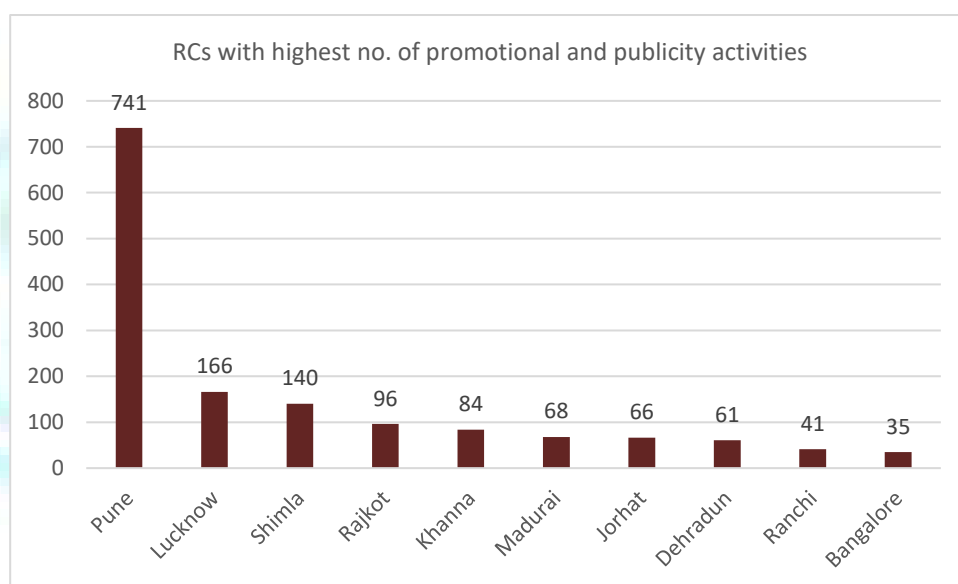


Figure 1

The efforts to enhance **outreach to underprivileged communities like PH, SC/ST, women**, etc. are another component in this area. This item has been included separately in the MMR format from February 2023. Summary of such activities is given in Table 2. A total **61** such activities were carried out by the RCs. Figure 2 depicts the outreach efforts made by the top ten centres. RC wise efforts for reaching out to the disadvantaged communities in online mode as well as face to face have been given in Table 16.

Table 2 Summary of efforts made by RCs to reach out to the disadvantaged communities

S. No.	Particulars	Numbers	% of total
1.	Efforts for reaching out to the persons who do not have access to higher education (Disadvantaged communities e.g.PH, SC/ST, Women etc.) - Face to face mode	35	57.38
2.	Efforts for reaching out to the persons who do not have access to higher education (Disadvantaged communities e.g.PH, SC/ST, Women etc.) - ONLINE mode	26	42.62
	Total	61	100.00

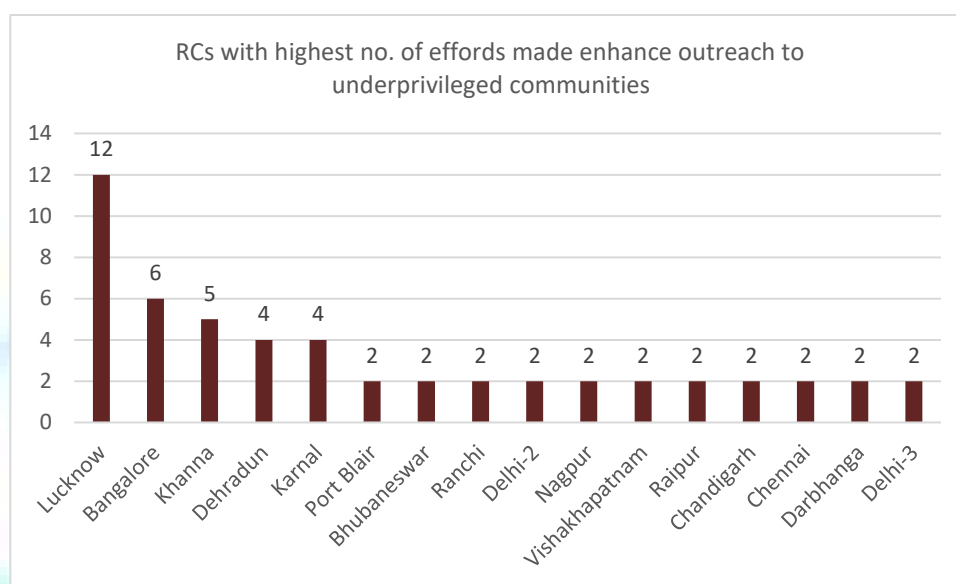


Figure 2

In addition, extension activities for sensitizing learners and other stakeholders to social and sustainable development issues leading to an inclusive society, as well as extension and outreach programs carried out by the regional centres in collaboration both in online and face-to-face modes, were also considered in the MMR for February 2024. A total **80** such activities were reported by the RCs (**Table 3**). RC wise number of activities has been given in **Table 17**.

Table 3 Summary of extension activity for sensitizing and collaborative activity by regional centres.

S. No.	Particulars	Numbers	% of total
1.	Extension activities for sensitizing learners and other stakeholders to social and sustainable development issues leading to inclusive society - Face to face mode	29	36.25
2.	Extension activities for sensitizing learners and other stakeholders to social and sustainable development issues leading to inclusive society - ONLINE mode	21	26.25
3.	Collaborative extension and outreach Programs (If any)	30	37.5
	Total	80	100

Figure 3 depicts the list of top ten regional centres organised extension activities higher side.

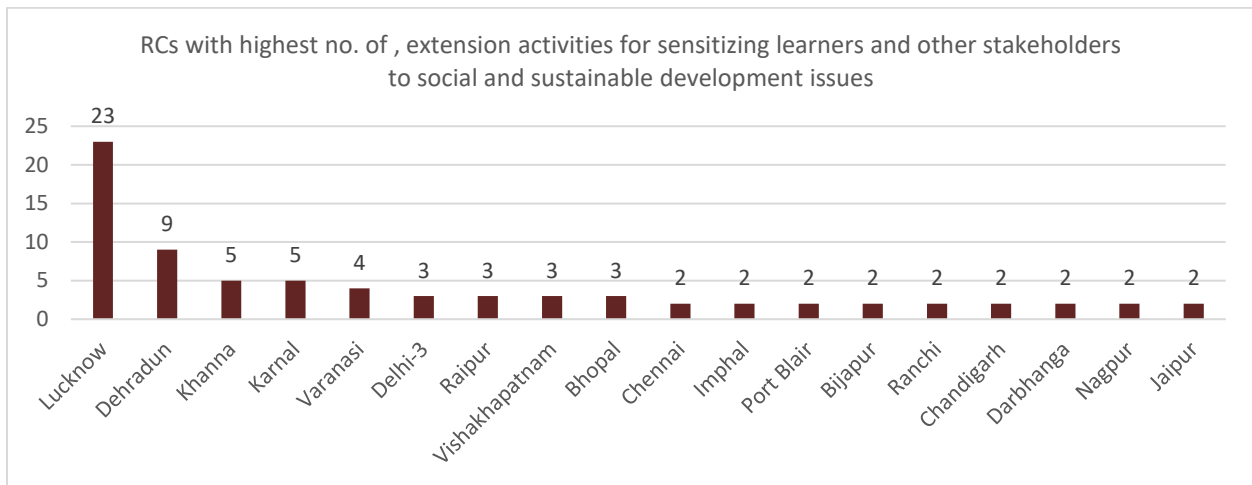


Figure 3

Press Releases Issued

Regional Centres issue **press releases** to publicize the activities of IGNOU in local Newspapers. List of top ten Regional Centres are given in Figure 4. A total of **653** press releases/media coverages were reported during February 2024 across the Regional Centres (Table 18).

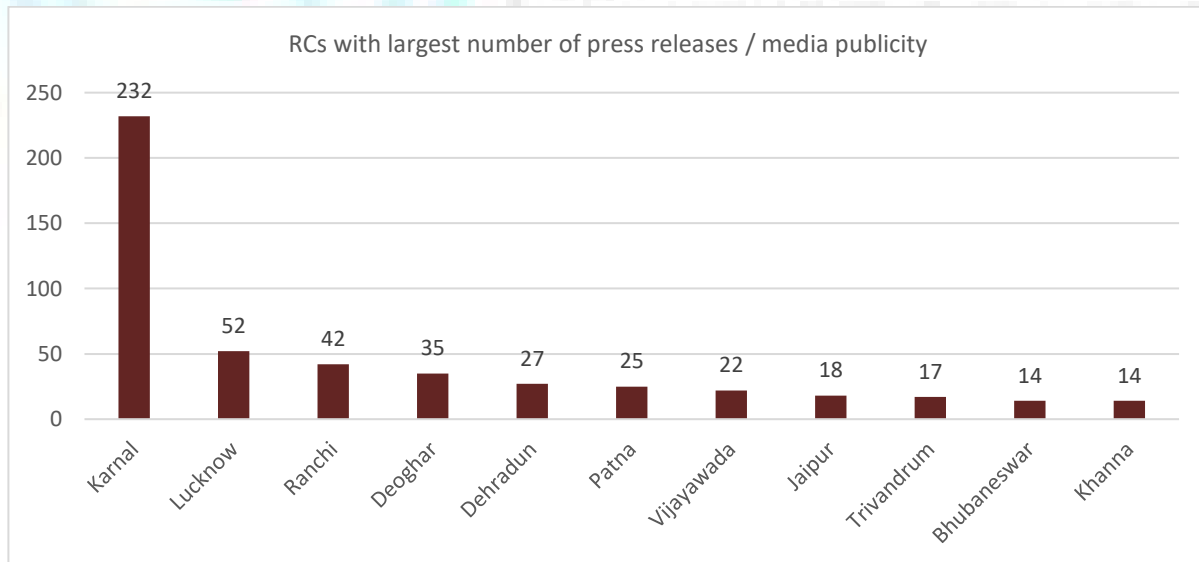


Figure 4

Meetings, Trainings & Orientation Programme at Regional Centre

In order to deliberate on various activities at the regional centres, all regional centres had **195** official in-house meetings during February 2024 (Table 19). Regional Centres having highest number of in-house meetings are given in Figure 5.

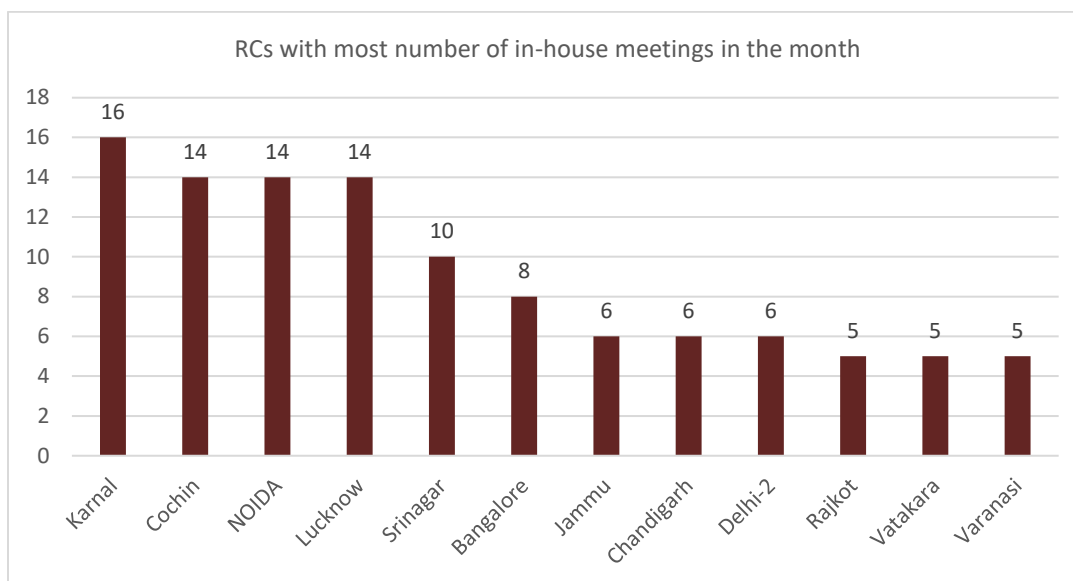


Figure 5

Capacity building and the orientation of part-time functionaries appointed in the learner support centres (LSC) are some of the key activities of regional centres. During the month of February 2024, a total of 63 such activities were undertaken across the regional centres (Table 21). This category involves meetings and orientation of coordinators and PICs of study centres, training of other part-time functionaries, orientation of academic counsellors and a new item which has been included in the MMR from February 2023 is the training programme organized by regional centres for handling of Learning Management System (LMS). The training on LMS were organised by regional centres *Bangalore, Chandigarh, Dehradun, Delhi 2, Karnal, Siliguri, Vishakhapatnam*. List of the regional centres who organised the highest number of such activities is given in Figure 6

Table 4 Summary of Capacity building and training programme organised by RCs

S. No.	Particulars	Numbers	% of Total
1	Number of Coordinators Meetings organized by RC	34	53.97
2	Number of orientation Programmer for academic counsellors (ACs) organized by RC	13	20.63
3	Number of orientation Programme for study centres functionaries organized by RC	5	7.94
4	Training programme organized for handling of Learning Management System (LMS) for academic counsellors, Students and RC functionaries.	11	17.46
	Total	63	100

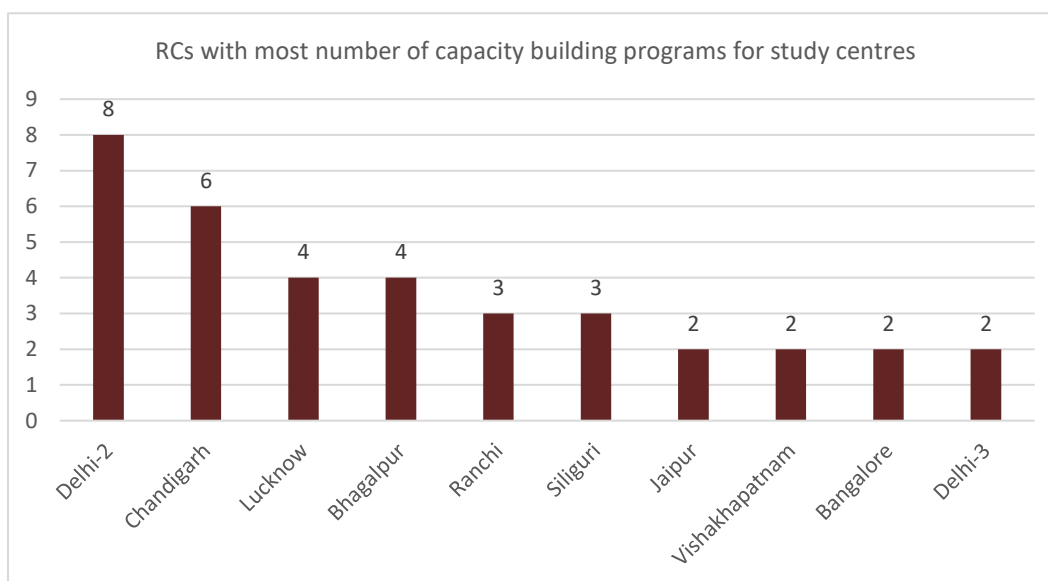


Figure 6

Strengthening/Establishing LSCs and Exam centres

The items, which have been undertaken in this section, are - Number of new study centres notified/opened, New Programmes activated at existing LSCs, Number of new academic counsellors empanelled, Number of entrance exam centres and term end exam centres established (If the activity was done) in the month for which the report has been submitted. Summary of the activities has been given in Table 5.

Table 5 Summary of strengthening of LSCs related activities

S. no.	Particulars	Numbers	% of total
1.	Number of new study centres notified/opened	1	0.09
2.	Number of new programmes activated at existing study centres	35	3.22
3.	Number of new academic counsellors empanelled in the reporting month	618	56.91
4.	Number of exam centres established for online examinations and ODL exams in the region (Please submit this information only if the activity was done in the month for which you are reporting.)	428	39.41
5.	Number of Exam centres for Entrance test established in the region (Please submit this information only if the activity was done in the month for which you are reporting.)	4	0.37
	Total	1086	100

RC wise information related to above activities has been given in Table 22. During the reporting period, a total of **618** academic counsellors were appointed across the regional centres. A list of the top ten regional centres under this category has been given in Figure 7.

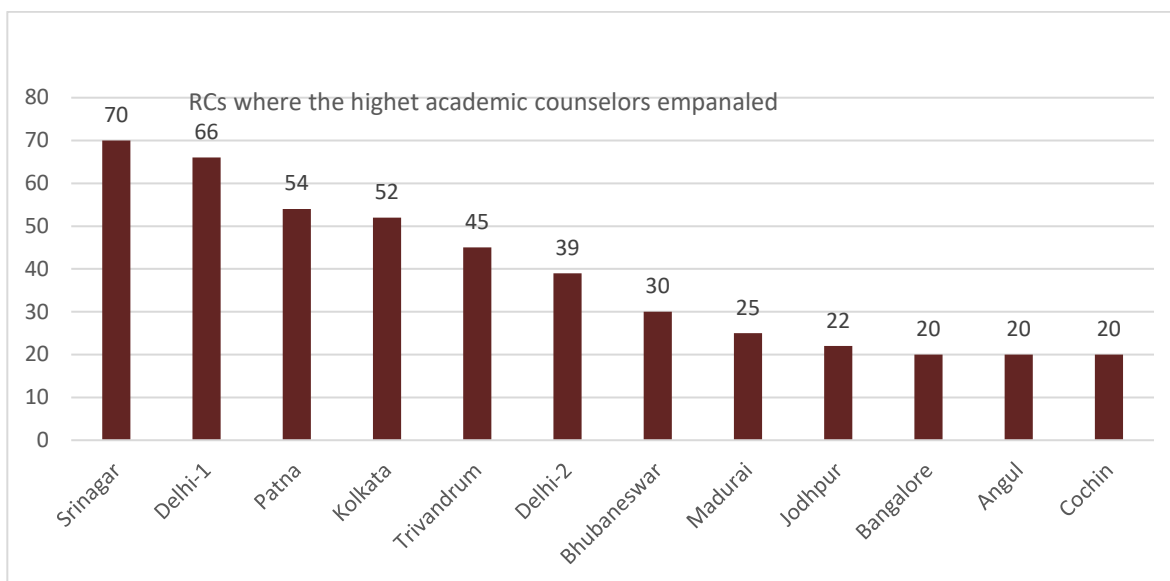


Figure 7

Regional centres establish **exam centres** in their respective regions for holding term end exams or conduct of entrance exam for various academic programme. The activity related to exams has been reported during the month.

Regional Centres and Learners Support Centres Activities

Induction meeting (IM) is an important event in IGNOU which is held at the Learner Support Centres (LSC) for newly enrolled students. The goal of this meeting is to familiarize newly admitted students with the open and distance learning system and the way it functions.

During the Corona pandemic, the Learner Support Centres organized this activity virtually. Face to face and physical activities have been restored to normalcy in the institutions and colleges. Accordingly, some of the LSCs also conducted the IM in face-to-face mode. In addition, induction meetings were also organized separately for the students who had enrolled in an online academic programme. Regional centre-wise details of IM have been given in Table 23.

A total **69** induction meetings (IM) were organised during the February 2024 (Table 6), whereas total **16** inductions meetings were organized in face to face for ODL Programme. A total of **14** IMs were organized for students of the ODL program in Online mode during February 2024. The university offers academic programme in two different modes – Online mode and Offline (ODL) mode. Hence, the regional centres were also asked to provide data for the IM organised for the students enrolled in online programme. The regional centres were organised **39** induction meetings

for online academic programme. List of top regional centres who have organised the largest number of IM for the students has been given in

Table 6 Summary of IM organised meetings for online and ODL programme

S. No.	Particulars	Total	% of total
1.	Number of inductions meetings organized for ODL Prog - Face to face mode	16	23.19
2.	Number of inductions meetings organized for students of ODL Prog - ONLINE mode	14	20.29
3.	Number of inductions meetings organized for the students of ONLINE Programme.	39	56.52
	Total	69	100

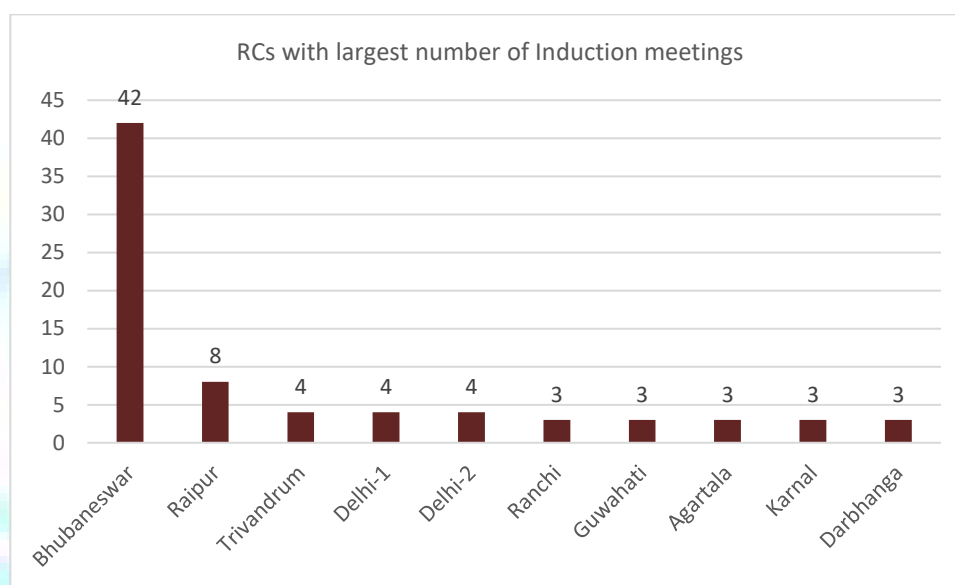


Figure 8

Academic Counselling sessions - The number of academic counselling sessions organised for theory courses for the Open and Distance Learning (ODL) programme in online and face-to-face modes; number of academic counselling sessions organised for practical courses for the ODL program; and the number of academic counselling sessions organised for the online programme are the items that have been taken into consideration separately. As far as the number of academic counselling sessions is concerned, a total **8135** such sessions were organised across the regional centres in the month of February 2024. Item-wise summary of academic counselling sessions held across the country has been given in Table 7. RC wise details of academic counselling sessions were organised for ODL Prog (Online and f2f mode), Practical courses for ODL Prog and academic counselling for Online programme have been given in Table 24. A list of the top regional

centres where the maximum number of academic counselling sessions were organized for the ODL program, online program, and for practical courses is given in Figure 9.

Table 7 Summary of academic counselling sessions organised by RCs

S. No.	Particulars	Total no. of sessions	% of total
1	Number of academic counselling sessions for theory courses organized by study centres for ODL Prog -Face to face mode	2631	32.34
2	Number of academic counselling sessions for theory courses organized by study centres for ODL Prog - ONLINE mode	1795	22.07
3	Number of academic counselling sessions for practical courses organized by study centres for ODL Prog	2202	27.07
4	Number of academic counselling sessions organized for ONLINE Programme	1507	18.52
	Total	8135	100

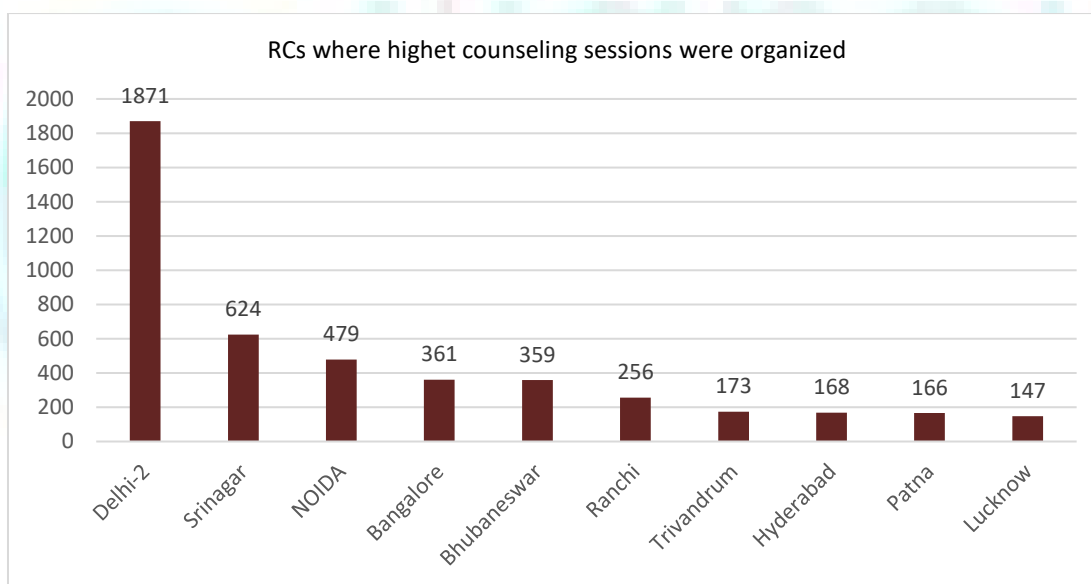


Figure 9

Project Viva-voce - During the reporting month, regional centres organised viva – voce for the students of 178 different academic programmes by 57 regional centres (Table 8). RC wise status of conduct of Project Viva-voce has been given in Table 25.

Table 8 Summary of Project Viva-voce organised by RCs.

S. No.	Particulars	Total	% of total
1.	Number of ODL Programme for which Project viva – voce held at RC - Face to face mode & ONLINE mode	146	82.02
2.	Number of ONLINE Programme for which Project viva – voce held	32	17.98
	Total	178	100

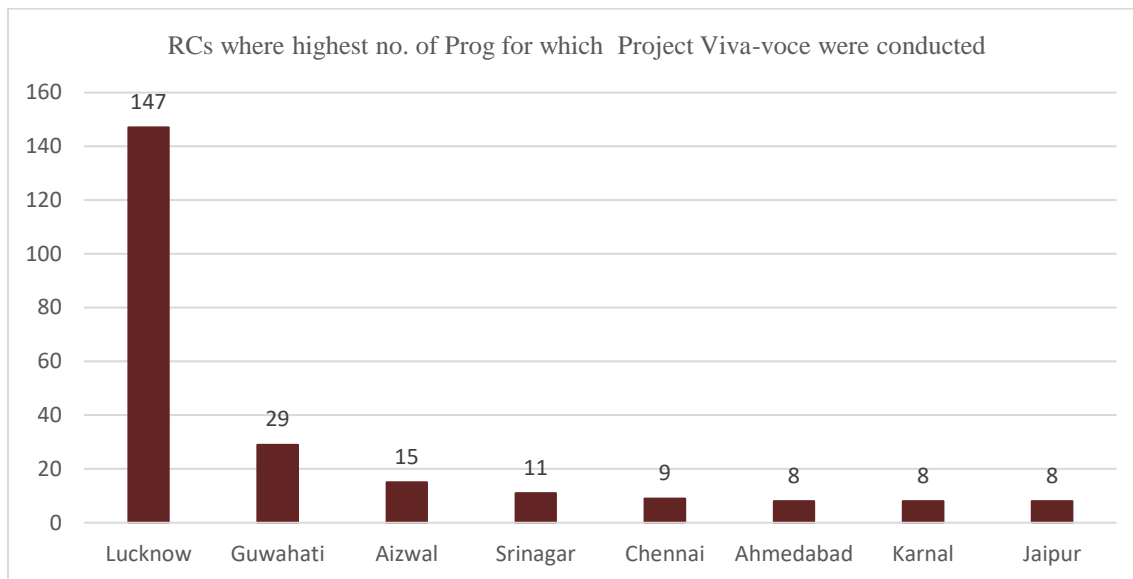


Figure 10

Assignments - The status of evaluation assignments is another item that has been assessed under - number of assignments received by RCs/LSCs, and number of assignment awards transmitted to Hqs for the ODL programme and online programme during the reporting month. Regional centres have provided information related to assignments received by RCs/LSCs for ODL programme in both offline and online mode separately. Separate data was collected for awards sent by regional centres to the SED as well as assignments received at RCs/LSCs. A separate section has been also created in the MMR format to obtain the status of assignments for the Online Programme. Regional centre-wise status of assignments received and awards transmitted, has been provided in the Table 26. Figure 11 shows the list of top regional centres in terms of handling assignments during the month. Summary of status of assignment received and awards transmitted has been given in Table 9.

Table 9 Summary of assignment evaluation and awards transmission

S. No.	Particulars	Total	% of total
1.	Number of Assignments received by RCs/LSCs in OFFLINE mode (Please give total figure of the region)	943776	42.06
2.	Number of Assignments received by RCs/LSCs in ONLINE mode (Please give total figure of the region)	224037	9.98
3.	No. of Assignments awards transmitted to Hqrs during reporting month	1066373	47.52
4.	Number of Assignments submitted by students of ONLINE Programme	7574	0.34
5.	Number of Assignments awards transmitted to Hqrs during reporting month (Online Programme)	2123	0.09
	Total	2243883	100

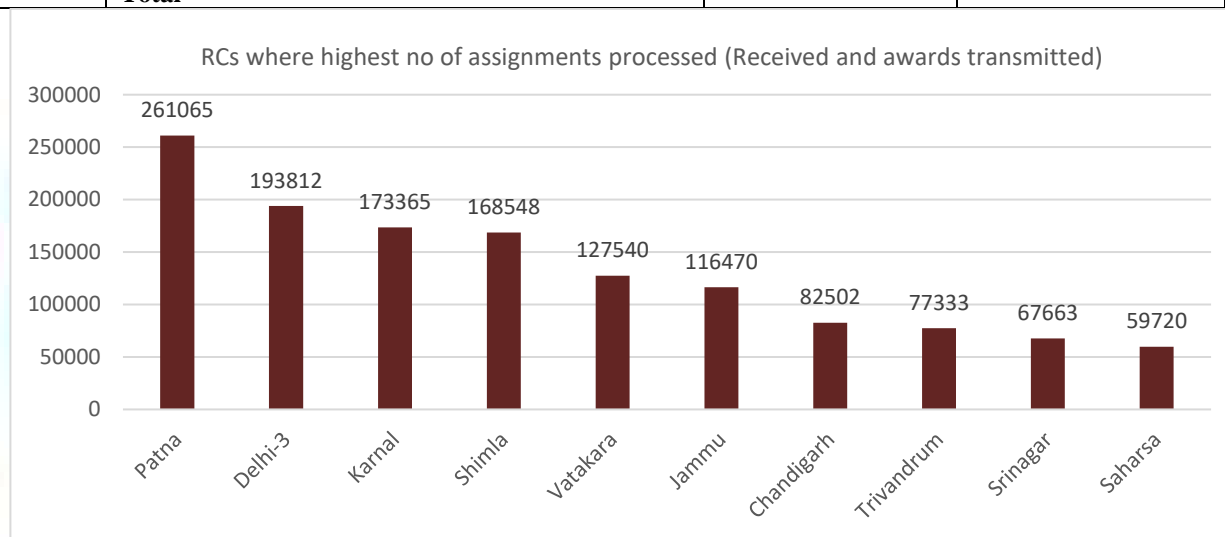


Figure 11

Monitoring of Study Centres Activities

Monitoring Activities by RCs - Monitoring of functioning of Study Centres is one of the important activities of Regional Centres. Monitoring of academic counselling sessions is an important component of this category. The participation of RCs in the induction meeting (IM) is very important part, as academics from the RCs address the new learners during the **induction meeting**. In the reporting month a total **95** IM were addressed and attended by the academics of the regional centres. Top regional centres where the highest number of academics were attended IM have been given in Figure 12. Regional centres-wise status of induction meetings attended, academic counselling sessions visited, visit of exam and entrance exam centres has been provided in Table 27. Data of monitoring of academic activities of the study centres has been summarised in Table 10 and Table 11.

Table 10 Summary of monitoring activity (Induction Meetings)

S. No.	Particulars	Numbers	% of total
1.	Number of Induction Meeting(s) attended by officials of RC (ONLINE mode)	20	21.05
2.	Number of Induction Meeting(s) attended by officials of RC (Face to face mode)	75	78.95
	Total	95	100.00

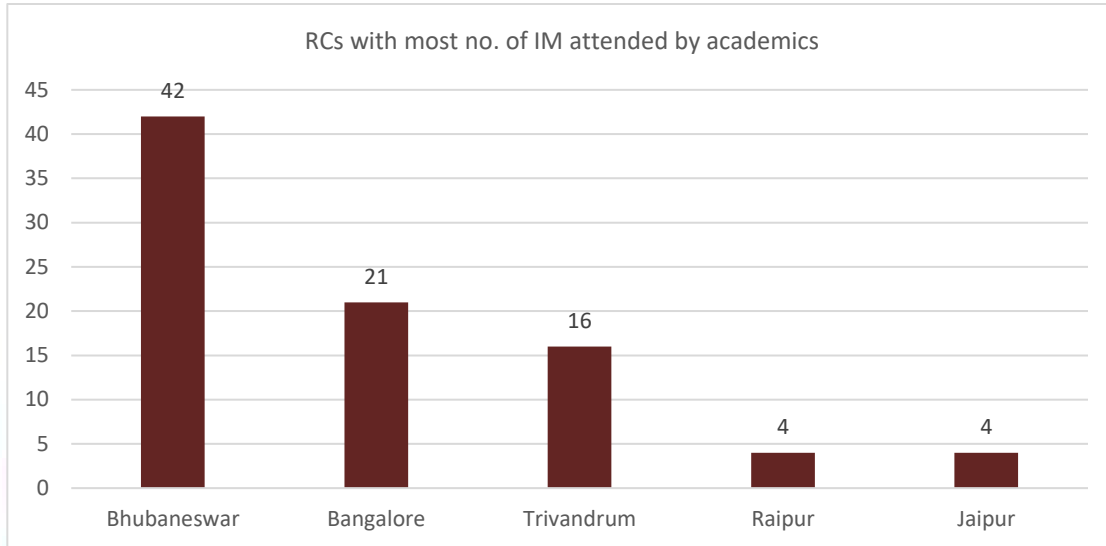


Figure 12

In the month of February 2024, out of the total of 8135 academic counselling sessions were organised (Table 7), 368 academic counselling sessions were monitored by the academics of the regional centres, constitutes 4.52% of the total academic counselling sessions (8135) organised (Table 7). Top-ten Regional Centres where the largest number of academic counselling sessions were monitored have been given in **Error! Reference source not found.** Regional centres wise number of sessions monitored has been given in the Table 28.

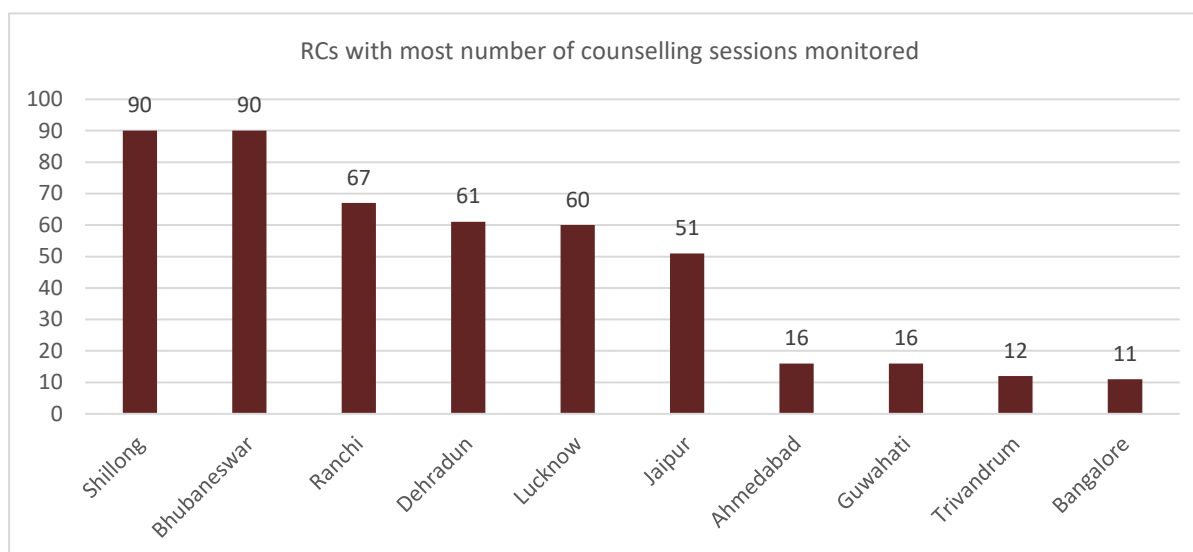


Figure 13

When activity occurs in their respective regions, officials from the regional centres actively participate in visit/monitoring term-end exams (both theory and practical) and entrance examination-related activities. During the period of report, a total 75 such exam centres related activities including TEPE centres, were carried out by the officials of RCs (Table 11). RC Wise number of exam activities have been given in the Table 29.

Table 11 Summary of monitoring activity (Exam related activities) *

S. No.	Particulars	Numbers	% of total
1	Number of TEE centres visited/monitored by RC (Please submit this information only if the activity was done in the month for which you are reporting.)	39	52
2	Number of TEEP centres visited/monitored by RC (Please submit this information only if the activity was done in the month for which you are reporting.)	36	48
3	Number of entrance exam centres visited/monitored by RC (Please submit this information only if the activity was done in the month for which you are reporting.)	0	0
	Total	75	100

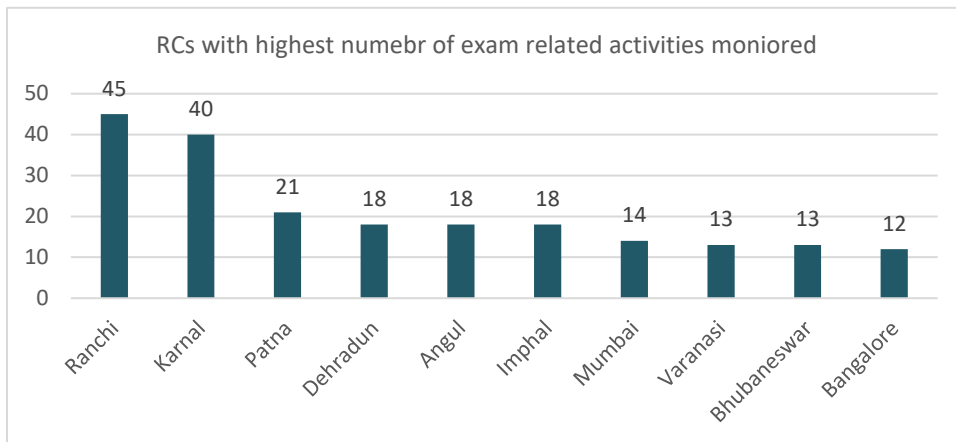


Figure 14

Student Support Services

Resolving students queries by regional centres (Table 30 and




Table 31), use of SMS to communicate with the students (Table 32) and holding grievance redressal camps/sessions to interact with the student (Table 33) are the parameters which have been analysed in this part of the report. Summary of such activities carried out by the regional centre are given in Table 12.

Table 12 Summary of student support service-related activities

S. No.	Particulars	Numbers	% of total
1.	Total queries	280331	28.53
2.	Total SMS used	702215	71.46
3.	Total grievance	96	0.01
	Total of items	982642	100

Handling of student queries and **grievances** are crucial for effective student support services. All regional centres answer students' issues face-to-face in person as well as via email, telephone, post, Facebook, and other means (Table 30). Table 30 and



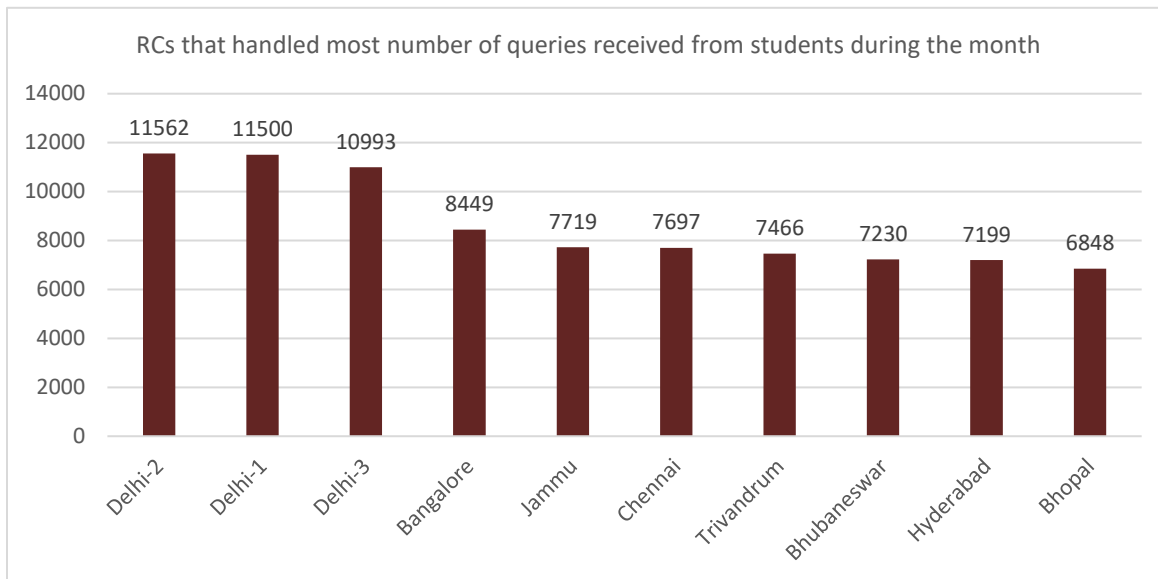


Table 31 shows the RC-wise information regarding the handling of the total number of students' queries at each regional centre in the month of February 2024. Across all Regional centres, a total of 280331 queries were handled/addressed, or responded to. The list of top-ten regional centres that attended the maximum number of students' queries is shown in Figure 15. These ten regional centres handled 39.91% of the total number of queries received at regional centres

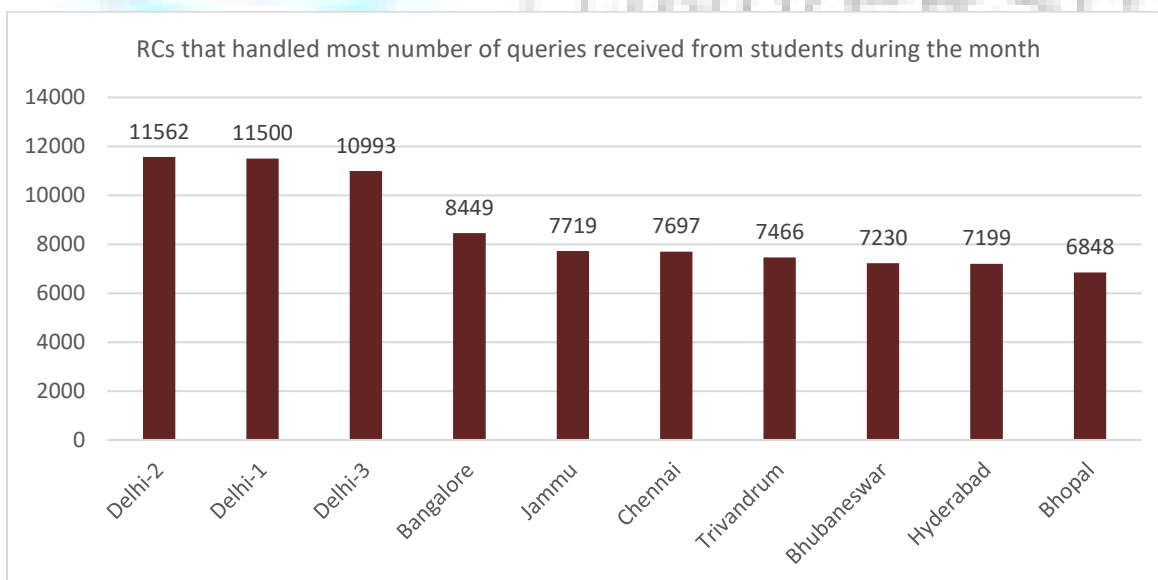


Figure 15

Use of SMS is an important mode of communication for the regional centres. It is used to communicate important messages to the learners urgently. For this purpose, Regional Centres use the bulk SMS facilities. During the month of February 2024, a total of 702215 SMS was sent to the students to communicate various types of information to the learners. Figure 16 shows the list the regional centres that have used the SMS service the most frequently during the month. RC wise use of SMS has been given in the Table 32.

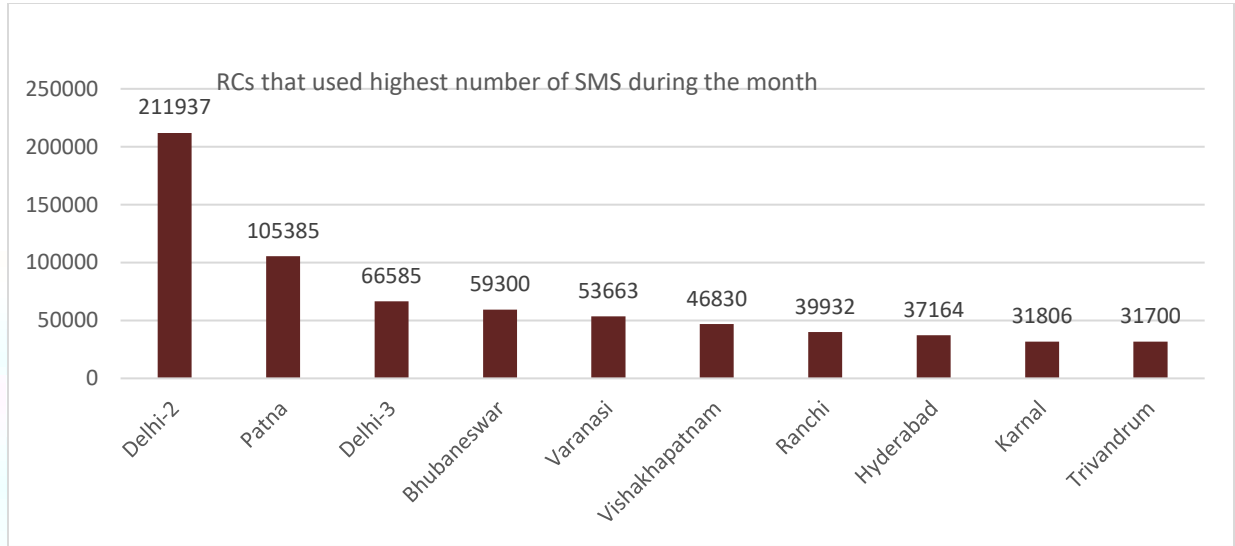


Figure 16

Grievance redressal

Receiving and resolving student grievances is a crucial part of student support services. During the month, regional centres organized online and face to face mode (offline) grievance redressal camps to address students queries and problems related to their studies. In the month of February 2024, all together **96** such camps were held by the regional centres (Table 33). Out of 96, 39 have been organised in face-to-face mode and 57 virtual/online sessions had been hold by the regional centres to resolve students' grievances. The list of top ten regional centres in this category are given in Figure 17.

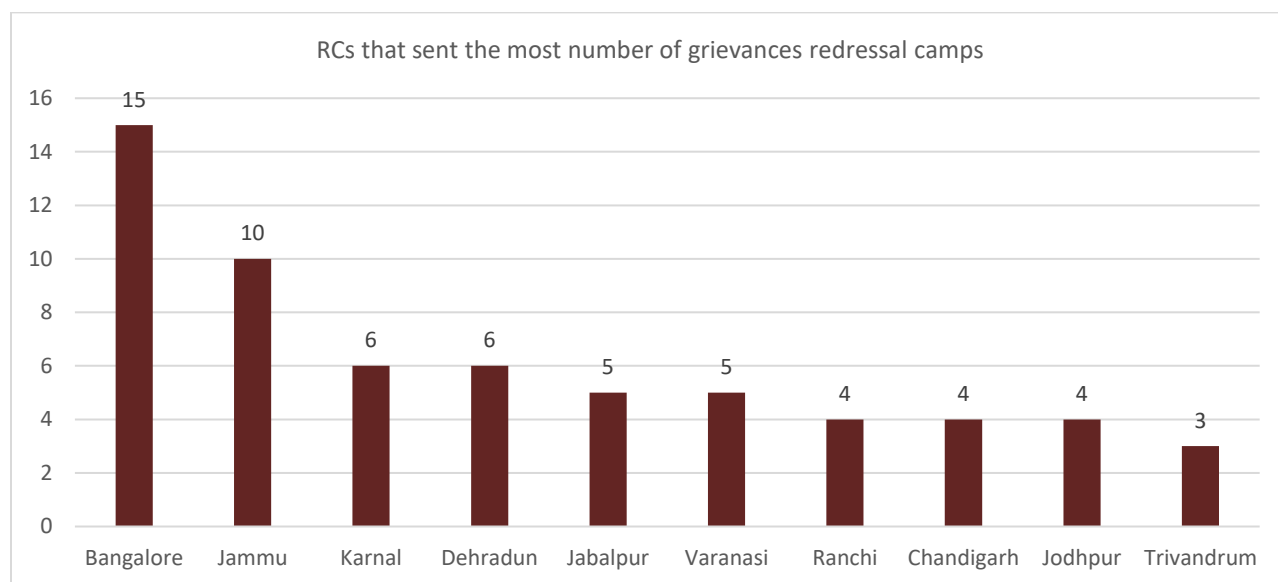


Figure 17

Research and Academic Development Activities

Regional Centre wise Research and Academic Development activities have been given in Table 40. During the month of February 2024, Regional Centres reported a total of **104** different Research and Academic Development activities including Faculty Development Programme, Webinar/Seminar organized/participated, Radio/TV program and so on (Table 34). Indeed, the top ten regional centres (Figure 18) reported a total 77 such activities accounting for 74.03% of the total during February 2024.

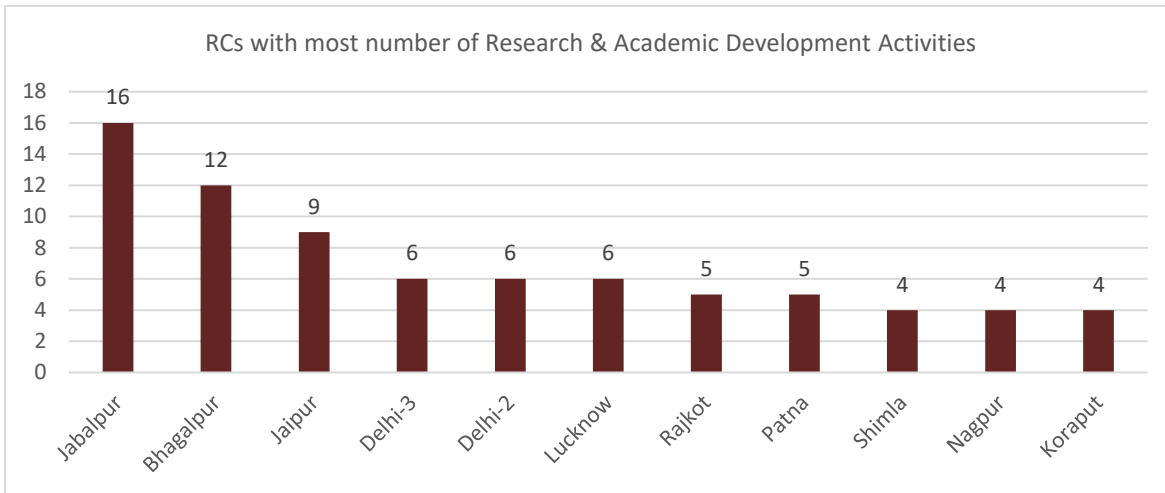


Figure 18

Expenditure of Regional Centres

This section of the report deals with the expenses of Regional Centres incurred to meet the functioning of Regional Centres during February 2024. The analysis includes the Regional Centre wise total expenditure as well as item-wise expenditures during February 2024. The data is provided in Table 35 to 46. Item-wise summary of expenses has been given in the Table 13. In February 2024, a total expenditure of Rs. 227408002/- was incurred across the regional centres (Table 13 and Table 35).

Table 13 Item-wise summary of expenses

S. No.	Particulars	Amount (In Rs.)	% of total
1	Regular Staff Salary	78186515	34.38
2	Daily Wage payment	11559494	5.08
3	Security	3391396	1.49
4	Building Rent	7866223	3.46
5	Travel and hiring of taxi	719083	0.32
6	Meeting/ workshop/Orientation Programme etc	496213	0.22
7	Printing/Publicity	429642	0.19
8	LSC/PSC/SSC Payments (Salary of Part Time functionaries)	25171935	11.07
9	LSC/PSC/SSC Payments (Counselling, Assignment Evaluation, Practical's etc)	54106389	23.79
10	Other Expenditure	45481112	20
	Total expenditures	227408002	100

Figure 20 shows the names of the top-ten regional centres that accounted for about 45.43% of total expenditure incurred across all the regional centres. Some of the RCs with lowest expenses have been given in the Figure 20.

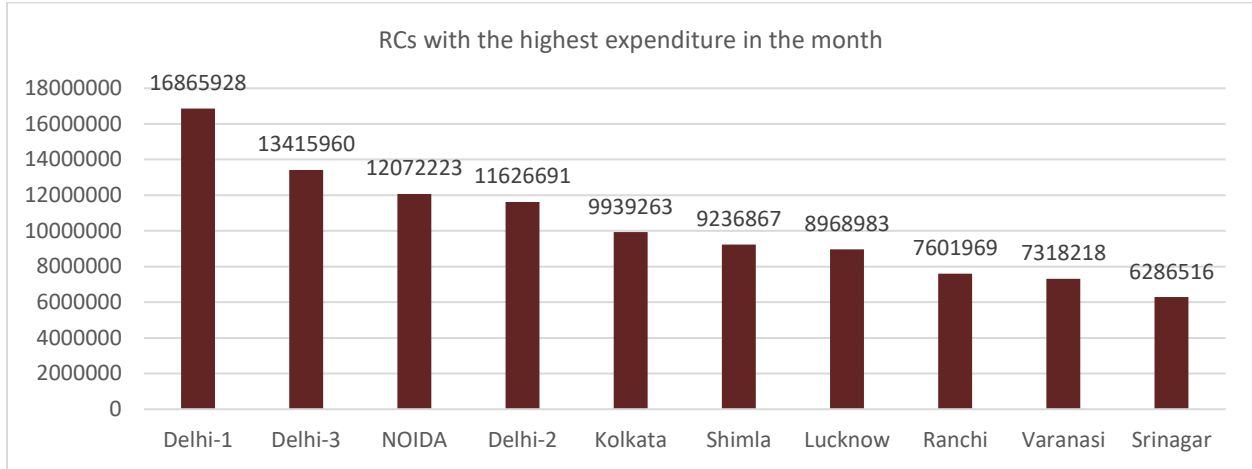


Figure 19

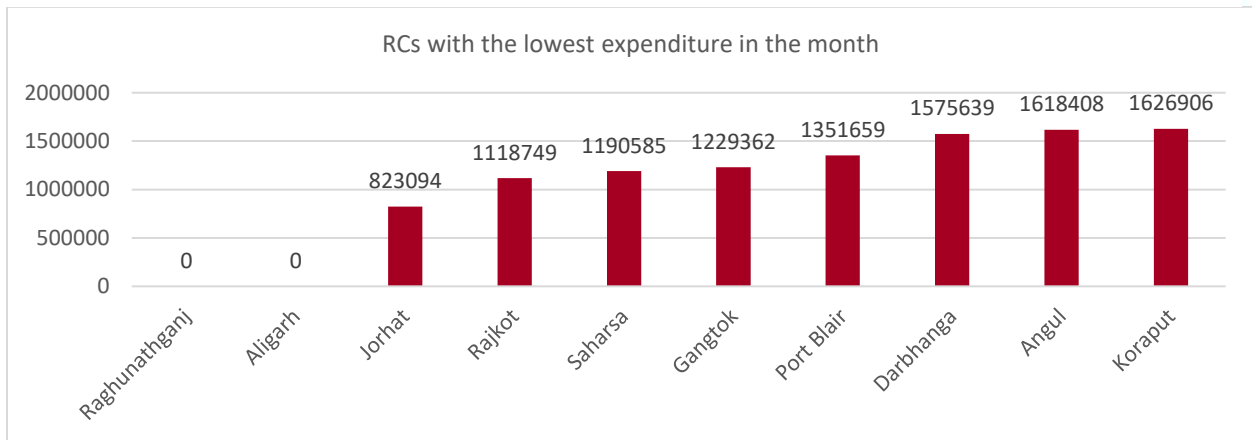


Figure 20

Table 36 shows the expenditure incurred on the payment of **salaries to regular staff** of the regional centres. Percentage of expenditure incurred on the payment of staff salaries at respective regional centres has been given in the corresponding column of the Table 36. Top-ten regional centres that had the highest expenditure for paying staff salaries are given in Figure 21. Across all regional centres, a total of Rs. 78186515/- was spent for the payment of staff salaries which accounted for 34.38% of total expenditure (Rs. 227408002/-) of the regional centres.

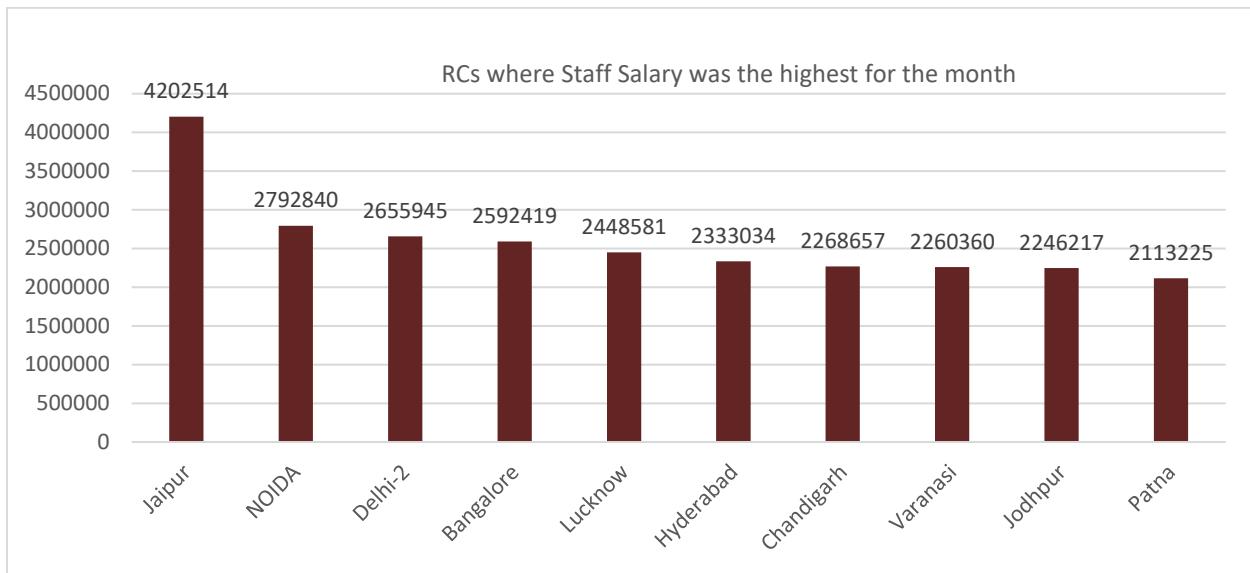


Figure 21

Payment towards the salaries of **daily wagger** staff working at the Regional Centres is the next item which has been analysed. Regional Centre wise data on the payment of daily wagers' salaries has been given in Table 37. A total of Rs. 11559494/- has been paid towards the salaries of daily wagers across the Regional Centres which was 5.08% of the total expenditure of Rs. 227408002/-. Top-ten regional centres who have spent highest amount under this category are listed in Figure 22. Ten regional centres reported nil expenditure in this category.

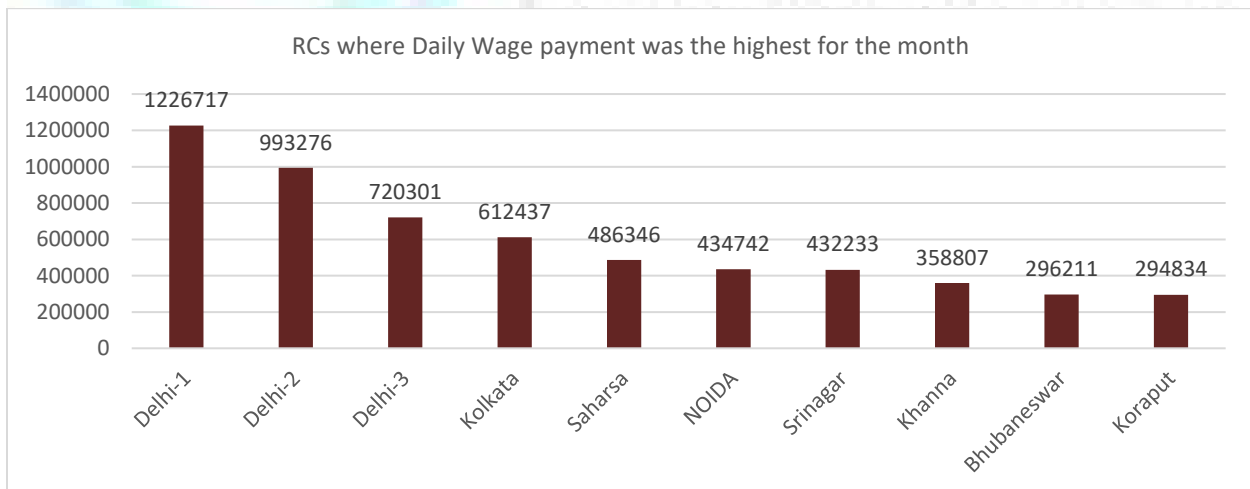


Figure 22

Expenditure for the arrangement of **security** is another item of expense at the regional centres. regional centre wise expenditure under this head has been given in Table 38. It shows that a sum of Rs. 3391396/- was spent by all the regional centres, which accounted for 1.49% of total

expenditure (Rs. 227408002/-) of all regional centres. Under this category, the top-ten regional centres who spent the highest amount of their total expenditure on security arrangements have been given in **Error! Reference source not found.**. There were 24 regional centres that reported nil expenses for security arrangements Table 38

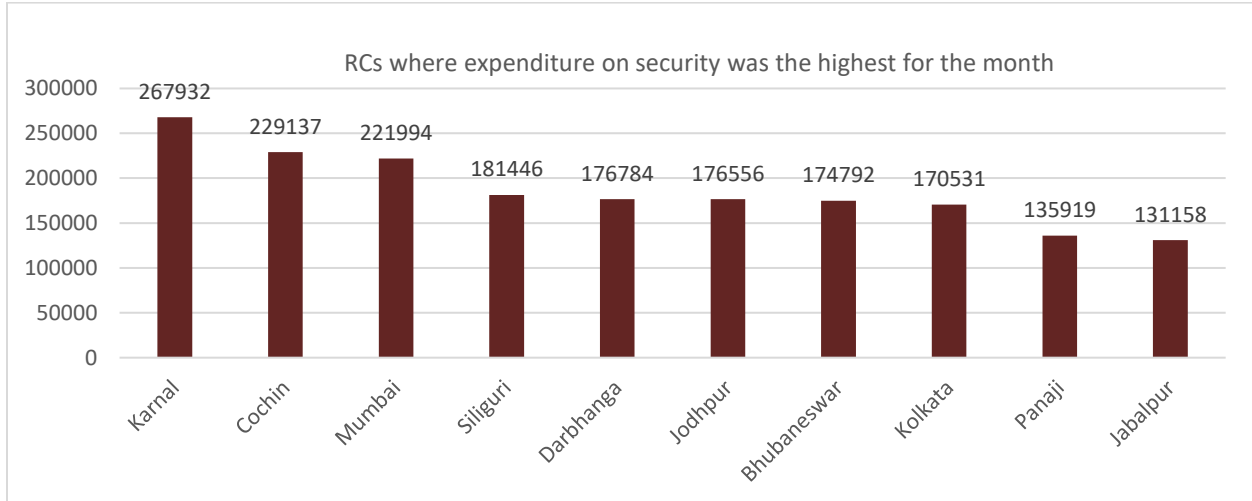


Figure 23

There are Regional Centres which are operational in **rented buildings**. Regional Centre wise expenses towards the rent of hiring buildings are given in Table 39 Regional Centre wise expenditure on rent of Regional Centre' Building in FEBRUARY 2024. Analysis of data indicates that a sum of Rs. 7866223/- was spent for paying the rent of buildings by the regional centres, which accounted for 3.46% of total expenditure (Rs. 227408002/-) on regional centres functioning. There are 32 regional centres who reported nil expenditure in this category. Top-ten regional centres who spent the highest amount on building rent are listed in Figure 24.

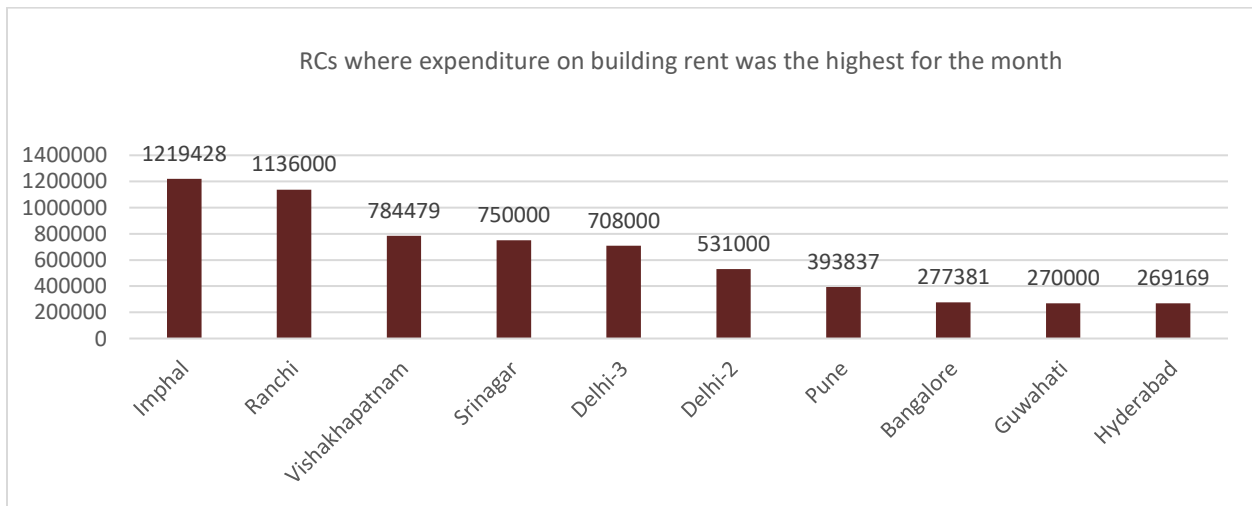


Figure 24

Expenses on **tours and travel**, and hiring taxis are other items of expenditures of regional centres. In this regard, regional centre wise expenditure incurred during February 2024 is given in Table 40. It shows that Rs. 719083/- was spent to meet the expenses of tours and travels at all the regional centres, which was mere 0.32% of the total expenditure of Rs. 227408002/- wherein 29 regional centres reported nil expenditure for this item. Figure 25 shows the regional centres with the highest expenditure towards "Travel & Hiring of Taxi".



Figure 25

Next item of analysis is expenditure on **meetings, workshops, and orientation** programs. Regional Centre wise detailed analysis has been given in Table 41. A total of Rs 496213/- was spent at all the regional centres which was only 0.22% of total expenditure of Rs. 227408002/-. Top regional centres reported expenses under this category are given in Figure 26. Forty-nine regional centres were made nil expenditure under this category.

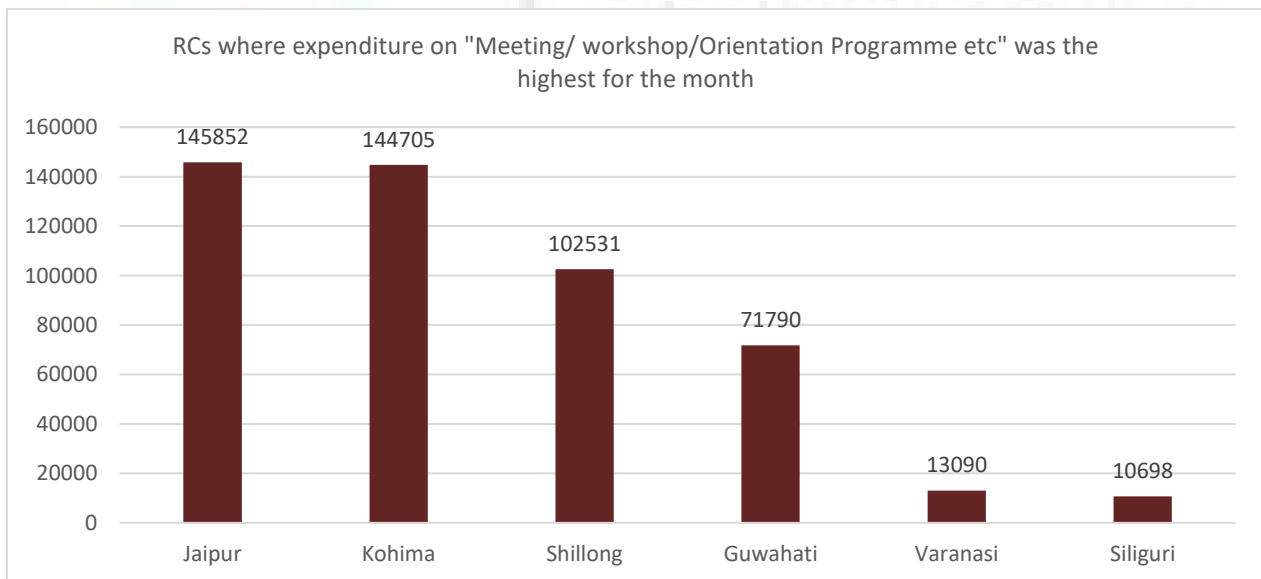


Figure 26

Another item of analysis is expenses on **printing of promotional and publicity items** which has been given in Table 42. In this item, all the regional centres spent Rs. 429642/- which is 0.19% of the total of Rs. 227408002/-. No expenses were made by thirty-eight regional centres for this item. Top-ten regional centres who spent the highest for this item have been given in Figure 27.

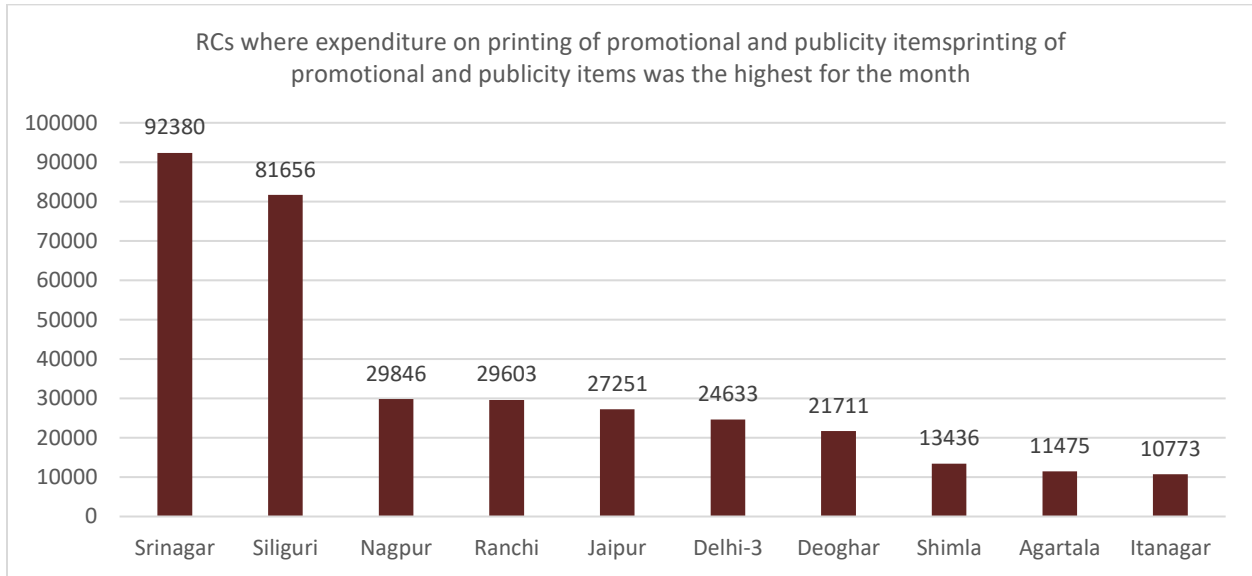


Figure 27

Miscellaneous expenditures of Regional Centres have been categorized as **Other Expenditure**. Regional Centre wise expenditure under this category have been given in Table 43. It accounted for Rs. 45481112/- across all the regional centres, which was 20% of the total expenditure of Rs. 227408002/-. The regional centres whose expenses were highest under this item have been given in Figure 28.

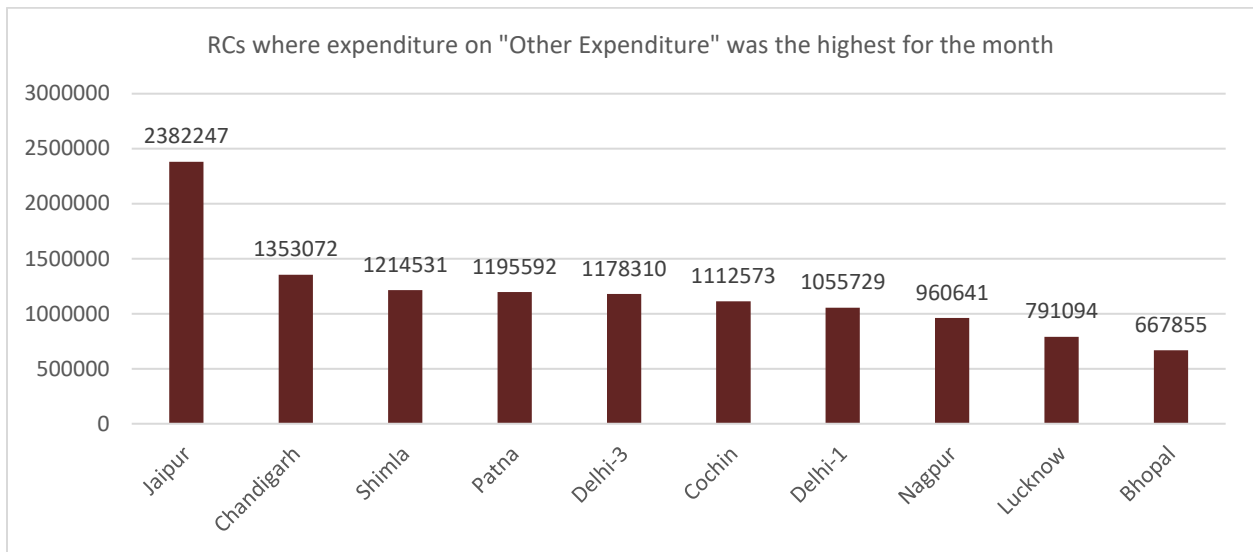


Figure 28



Expenditures for Functioning of Learner Support Centres

Expenses on the operations and functions of the Learners Support Centres are an important component of the university's expense. The expenses are made for salaries of part time functionaries (PTFs) of study centres as well as payments for academic counselling sessions, evaluation, and other administrative activities. Expenditures incurred for these activities are given in table 44 to 46.

As far as salaries of part-time functionaries of study centres is concerned, a sum of Rs. 25171935/- was spent by all the regional centres during February 2024 which accounted for 11.07% of total expenditure of Rs. 227408002/- incurred across the regional centres (Table 44). Top-ten regional centres who incurred maximum expenses towards payment of salaries for the Part Time Functionaries have been given in. Eighteen regional centres made nil payment on salaries of part-time functionaries of study centres during February 2024.

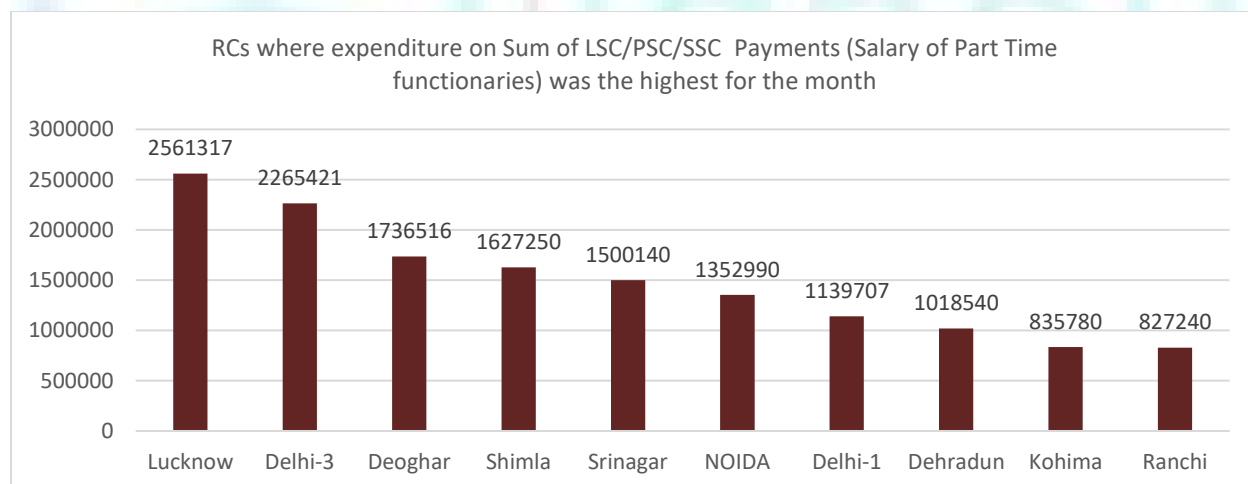


Figure 29

Regional Centre wise payments made for counselling and evaluation of assignments are given in Table 45. The regional centres spent Rs. 54106389/- on payment of academic counsellors and for assignments evaluation, which accounted for 23.79% of the total expenditures of Rs. 227408002/. Figure 30 illustrates the top-ten regional centres who spent the highest amount for counselling and evaluation of assignments during February 2024. No expenditure was reported by the nineteen regional centres for this activity in February 2024.

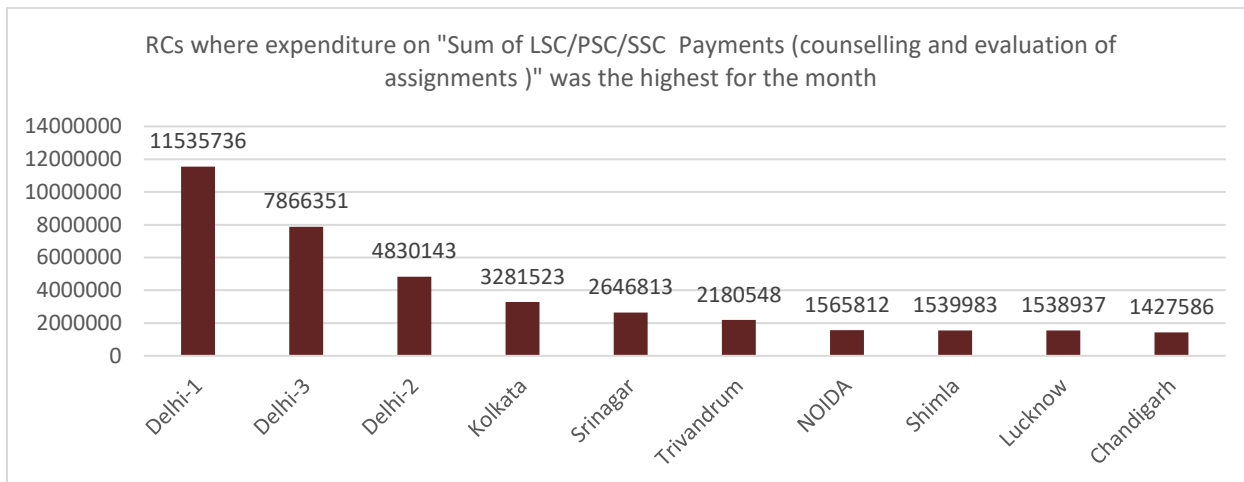


Figure 30

Regional Centre wise **sum of the expenditure incurred for the study centres' functioning** (including staff salaries and Counselling and evaluation) has been given in Table 46. The table indicates that Rs 79278324/- was spent across all the regional centres to meet the operational expenditures of the study centres, which accounted for 34.86% of the total expenditure of Rs. 227408002/-. Top-ten regional centres that had the highest expense towards functioning of study centres have been given in Figure 31.

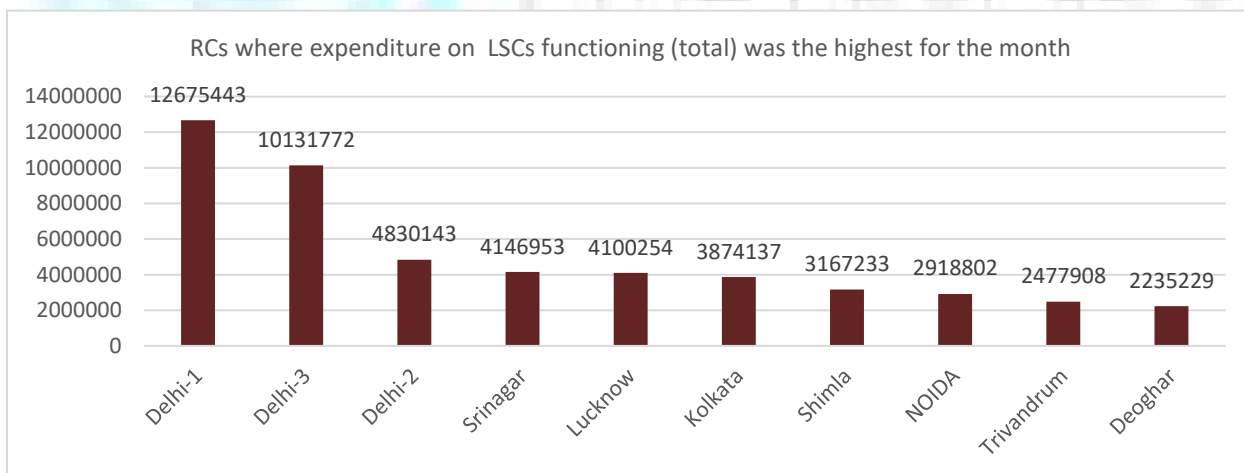


Figure 31

Staff strength at the Regional Centres

In this section, the number of staff posted at the regional centres has been described. Category wise staff strength of all 57 Regional Centres has been given in Table 47. A total of 1113 staff were

posted across the regional centres comprising of 163 academic staff, 377 non-academic staff and the rest included daily wage staff and security staff. Top-ten regional centres with largest number of staff have been shown in Figure 32. Regional centres functioning with minimum number of staff members are given in the Figure 33.

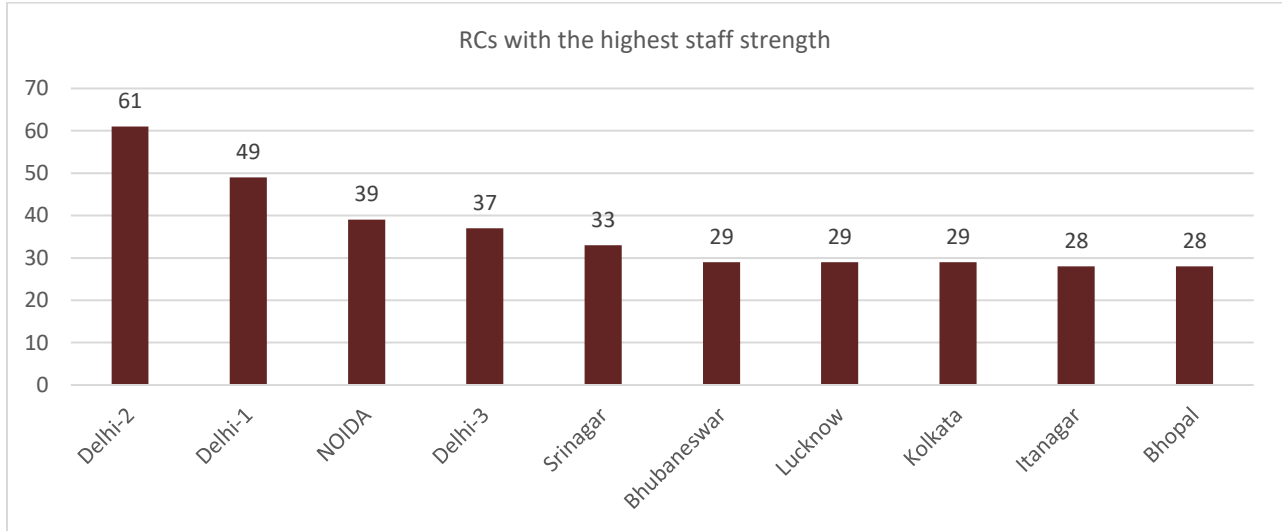


Figure 32

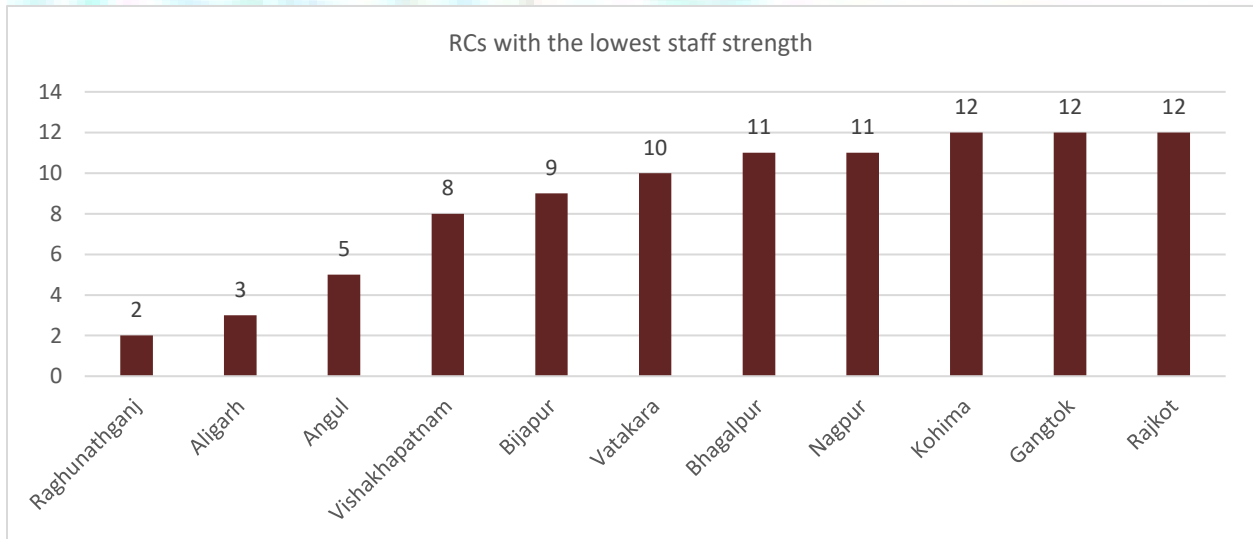


Figure 33

Ratio – Expenditure, Enrolment and Staff

The ratio is defined as the relation between two numbers which shows how much bigger one quantity is than another. In this study the ratio between expenditure and staff, expenditure and enrolment, enrolment and staff has been calculated in order to measure the magnitude of regional

centres' expenditure corresponding to staff posted as well as corresponding to the number of learners enrolled.

The higher the **Expenditure-to-Staff ratio**, the greater the expenditure per staff member at the Regional Centre, and *vice-versa*. The highest ratio was found in regional centre Shimla, while the lowest was found in regional centre Itanagar. **Error! Reference source not found.** and **Error! Reference source not found.** depict the regional centres with the highest and lowest expenditure-to-

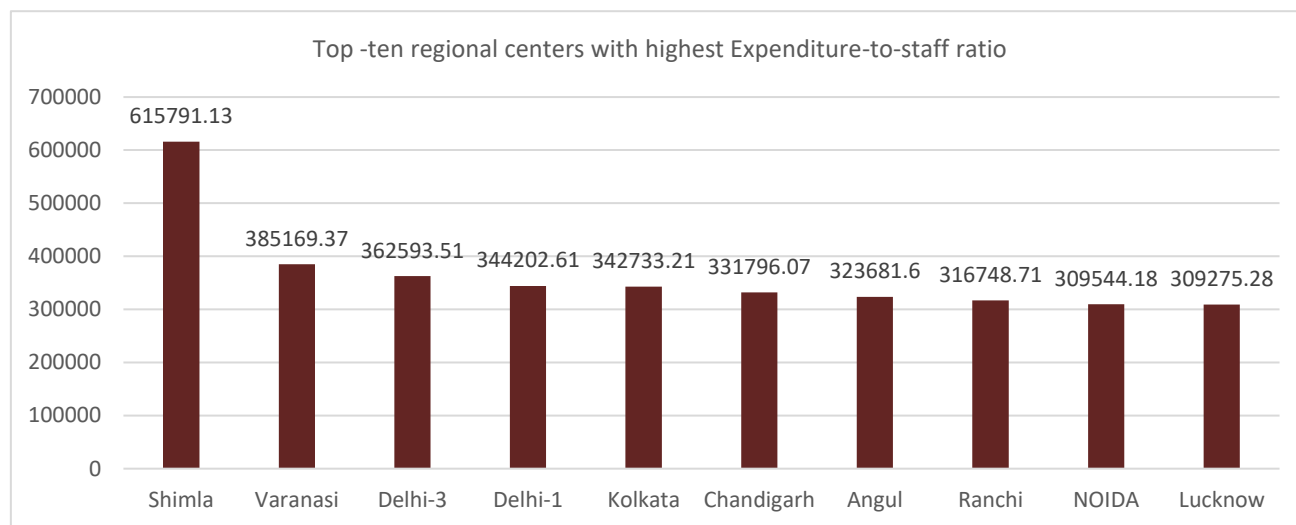


Figure 35

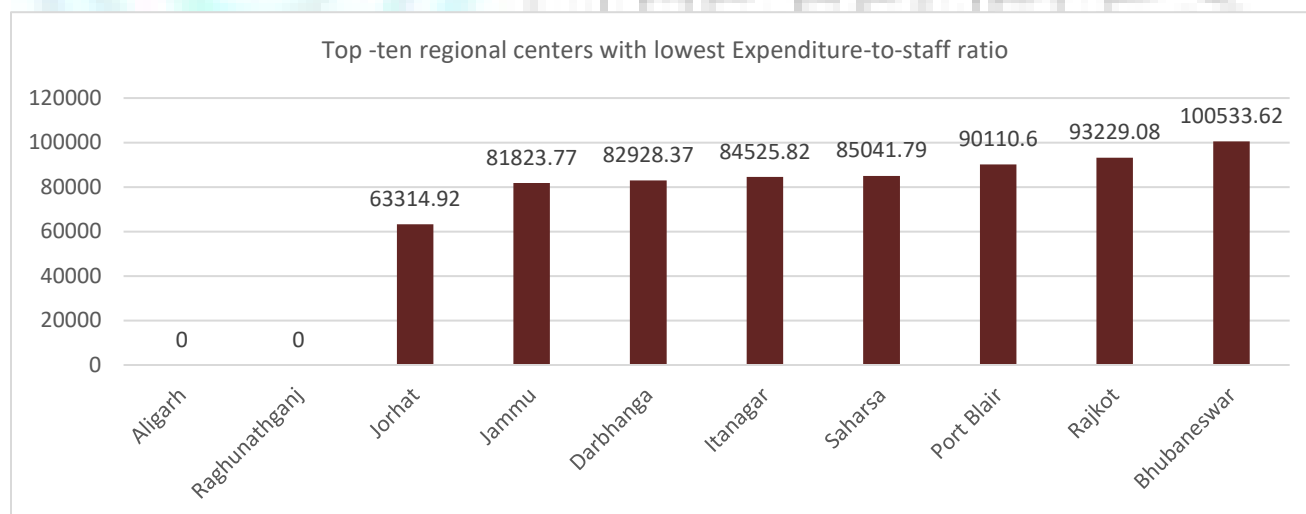


Figure 34

staff ratio.

The higher the **Expenditure to enrolment ratio** as with other determined ratios, the more money that regional centre spends on each learner and vice-versa. Regional centre-wise expenditure to enrolment ratio has been given in the Figure 37 and Figure 36.

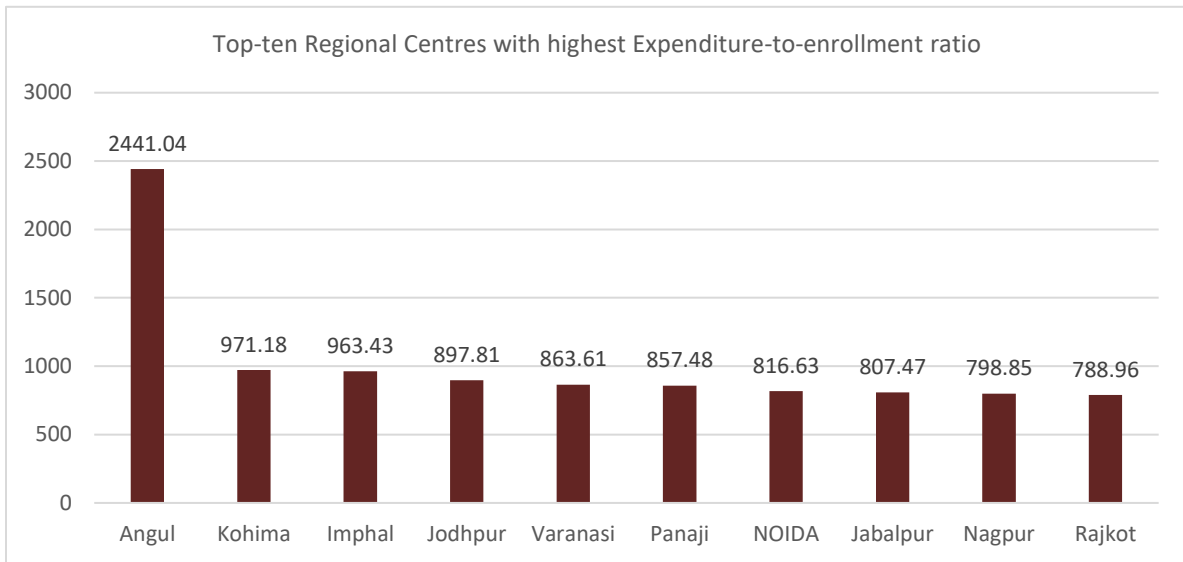


Figure 36

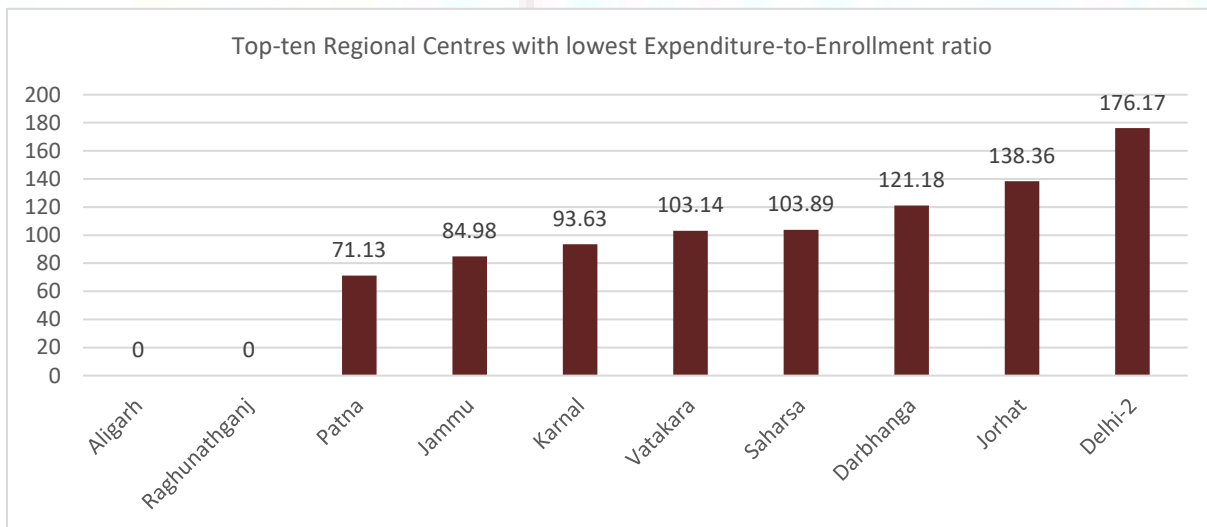


Figure 37

Similarly, Regional Centre wise **Enrolment to staff ratio** shows the workload in terms of the number of learners per staff member at each regional centre. The higher the Enrolment to staff

ratio, the more the workload on the regional centre staff, and vice-versa. Regional centre Karnal had the greatest ratio while regional centre Rajkot has the lowest (Table 50)

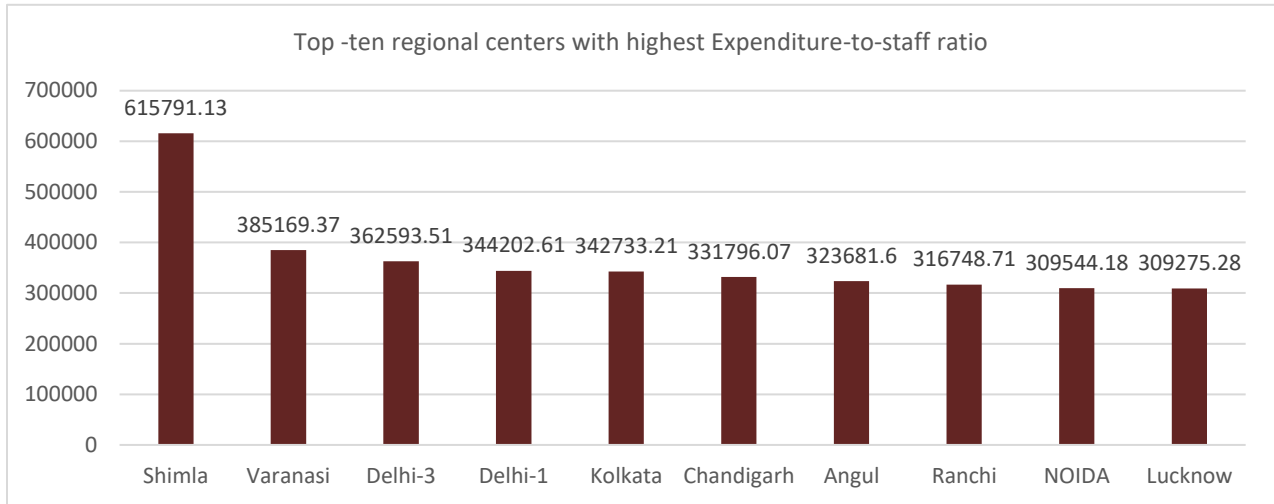


Figure 39

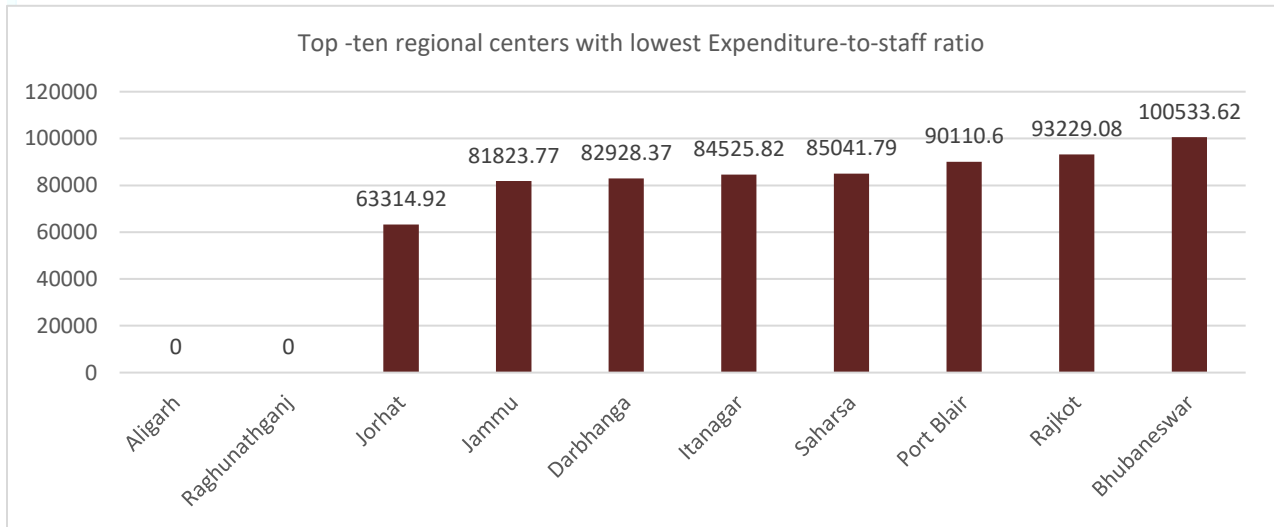


Figure 38

Social Media Use

Details regarding to use of social media like Facebook, twitter, YouTube by the regional centres have been obtained. Analysis of data for the month of February 2024 in respect of use of above three social media platform has been placed from table 50 to 56.

Table 14 Summary of use of social media during the month

S. no.	Details of Social media platform	Numbers
1	Number of Posts on the RC Facebook Page for the month:	3414
2	Total Number of Likes on the RC Facebook Page:	186535
3	Total Number of followers of the RC Facebook Page:	270339

4	Number of posts on Twitter for the month:	9806
5	Total Number of followers of the RC Twitter handle:	50881
6	Number of posts on YouTube during the month:	155
7	Total Number of subscribers of the RC Youtube channel:	98330



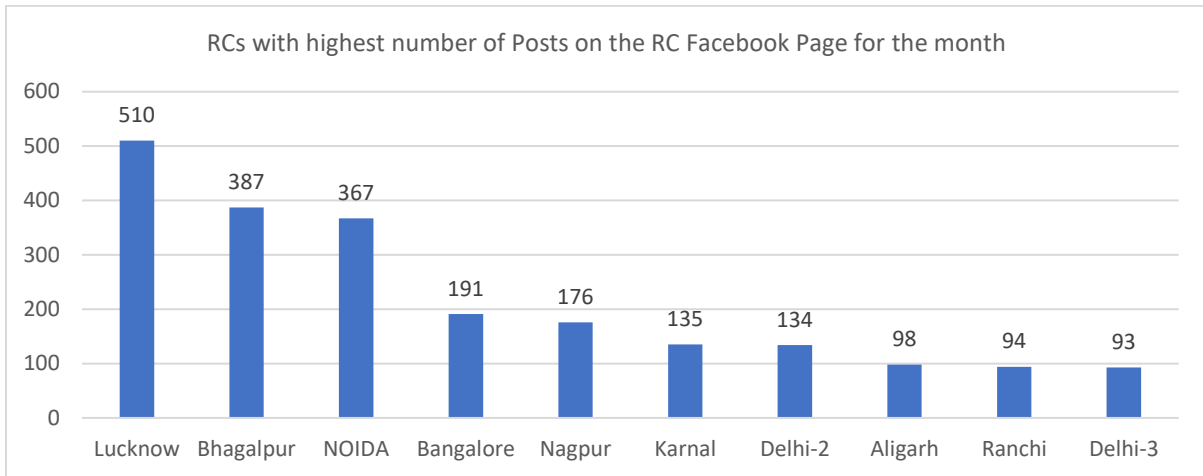


Figure 40

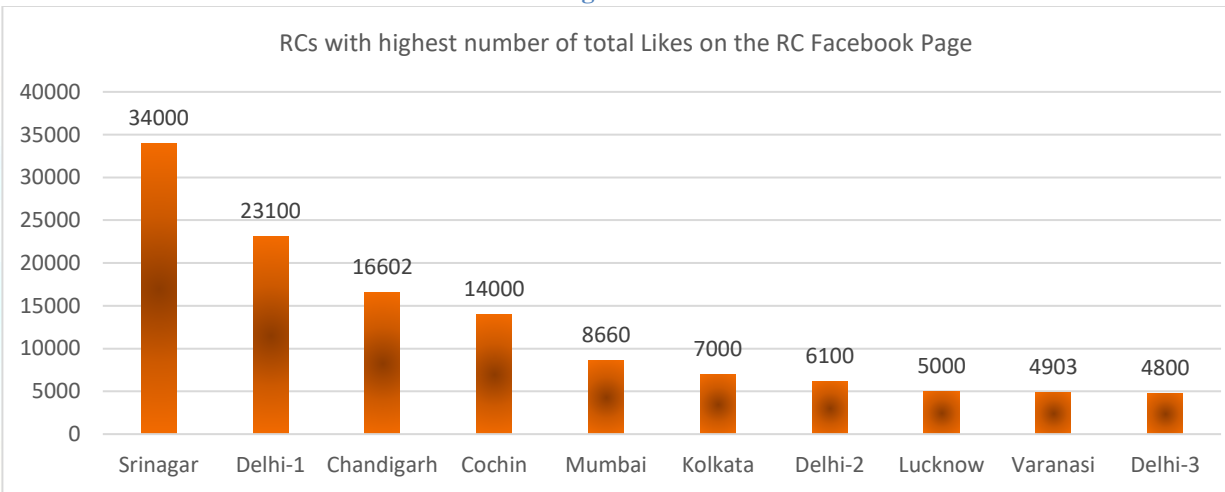


Figure 41

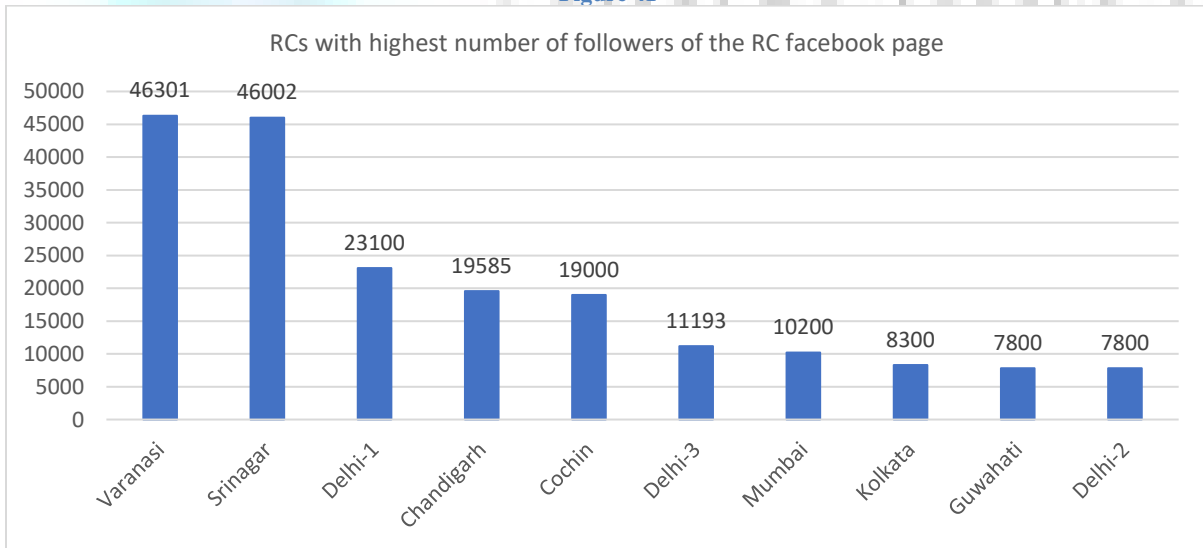


Figure 42

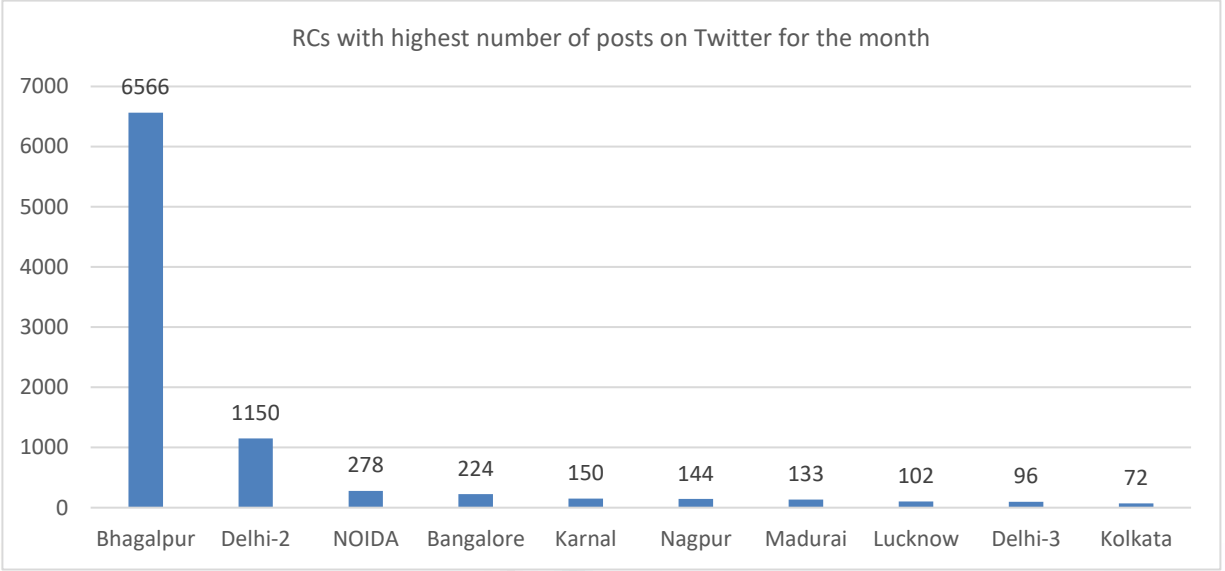


Figure 43

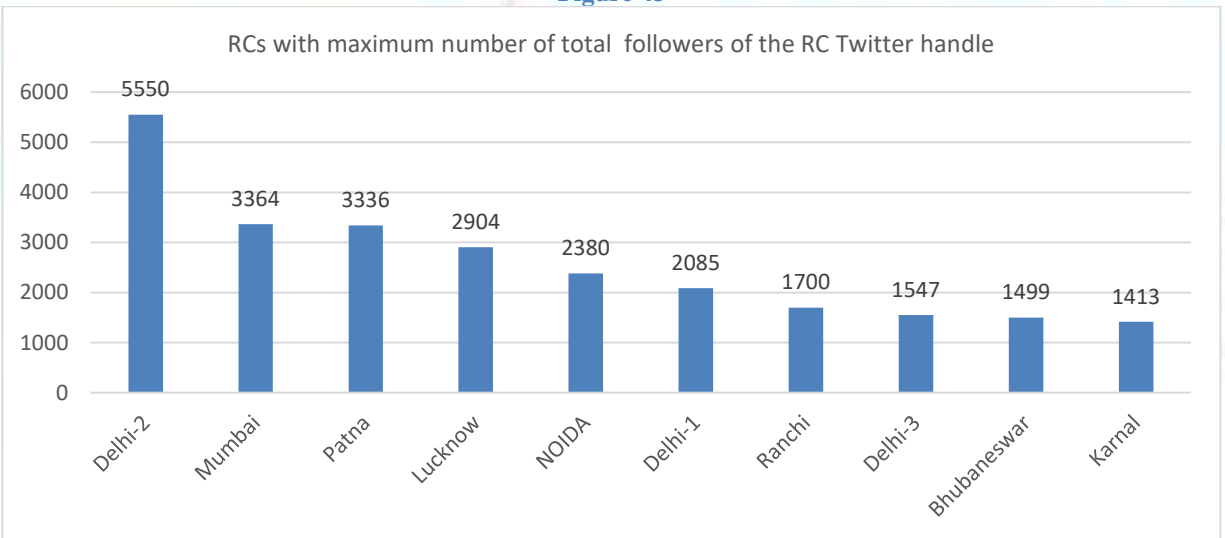


Figure 44

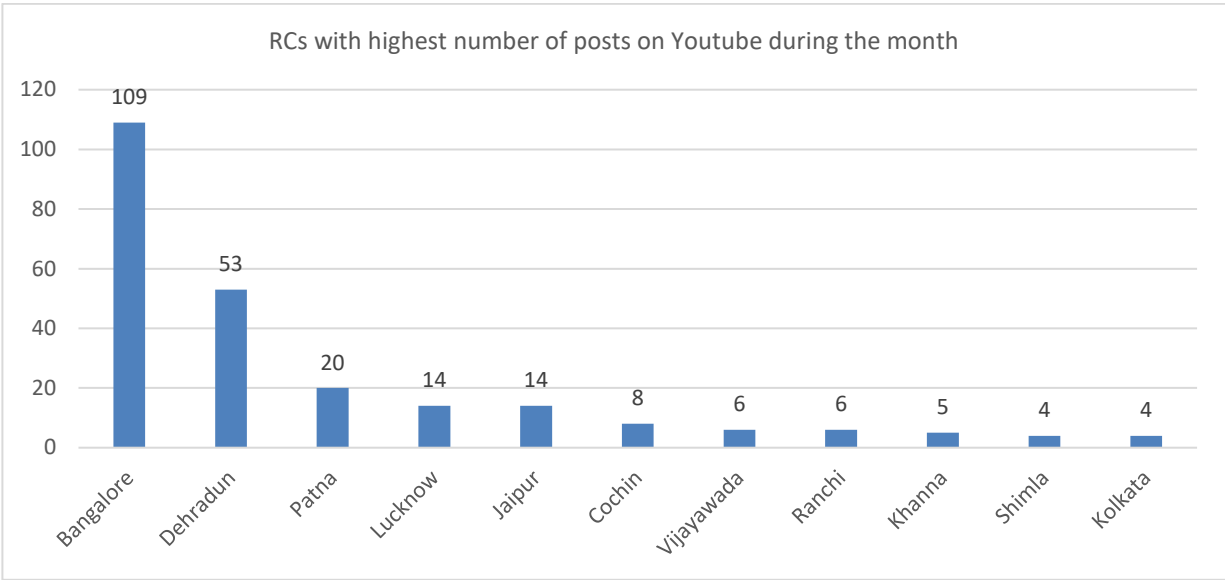


Figure 45

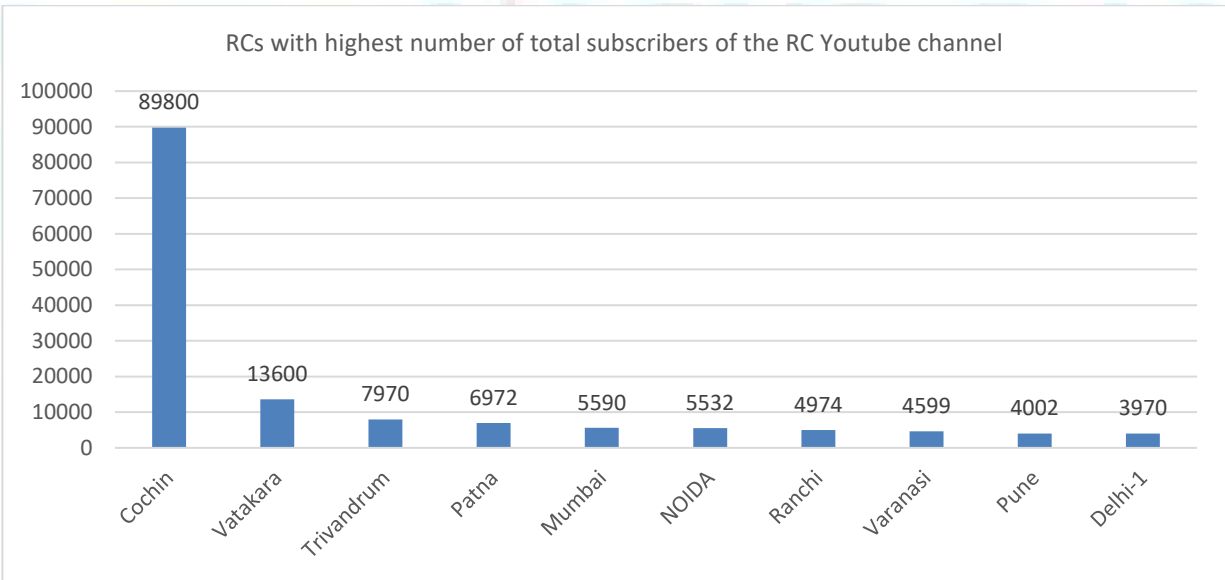


Figure 46

PART III – Promotional, Extension and Outreach Activities



Table 15 Regional centre wise number of promotional and publicity initiatives in FEBRUARY 2024.

S.NO.	Name of Regional Center	Number of general publicity initiative/activities to enhance outreach - Face to face mode	Number of general publicity initiative/activities to enhance outreach - ONLINE mode	Number of programme specific publicities - Face to face mode	Number of programme specific publicities - ONLINE mode	Total	% of total
1	Agartala	4	29	0	0	33	1.89
2	Ahmedabad	0	0	0	0	0	0
3	Aizwal	0	0	0	0	0	0
4	Aligarh	0	0	0	0	0	0
5	Angul	0	1	0	0	1	0.06
6	Bangalore	12	12	11	0	35	2
7	Bhagalpur	0	1	0	0	1	0.06
8	Bhopal	0	1	0	0	1	0.06
9	Bhubaneswar	2	2	2	1	7	0.4
10	Bijapur	4	2	1	1	8	0.46
11	Chandigarh	4	2	2	2	10	0.57
12	Chennai	0	3	0	13	16	0.92
13	Cochin	0	1	0	0	1	0.06
14	Darbhanga	1	0	1	0	2	0.11
15	Dehradun	2	33	2	24	61	3.49
16	Delhi-1	0	0	0	0	0	0
17	Delhi-2	0	4	0	0	4	0.23
18	Delhi-3	1	1	1	1	4	0.23
19	Deoghar	0	0	0	0	0	0
20	Gangtok	10	0	0	0	10	0.57
21	Guwahati	0	2	0	0	2	0.11
22	Hyderabad	1	0	0	3	4	0.23
23	Imphal	2	1	0	0	3	0.17
24	Itanagar	0	0	0	0	0	0
25	Jabalpur	0	0	2	0	2	0.11
26	Jaipur	2	2	0	0	4	0.23
27	Jammu	0	0	0	0	0	0
28	Jodhpur	1	6	0	7	14	0.8
29	Jorhat	0	66	0	0	66	3.78
30	Karnal	6	5	2	5	18	1.03
31	Khanna	0	76	0	8	84	4.81
32	Kohima	2	1	1	0	4	0.23
33	Kolkata	0	1	0	0	1	0.06
34	Koraput	1	1	1	0	3	0.17
35	Lucknow	12	110	9	35	166	9.5
36	Madurai	2	54	0	12	68	3.89
37	Mumbai	0	2	0	0	2	0.11
38	Nagpur	11	1	2	0	14	0.8
39	NOIDA	0	1	0	0	1	0.06
40	Panaji	0	0	0	0	0	0

41	Patna	3	2	0	0	5	0.29
42	Port Blair	1	0	2	0	3	0.17
43	Pune	421	320	0	0	741	42.42
44	Raghunathgan j	0	0	0	0	0	0
45	Raipur	0	2	0	2	4	0.23
46	Rajkot	0	92	0	4	96	5.5
47	Ranchi	11	2	0	28	41	2.35
48	Saharsa	3	1	0	0	4	0.23
49	Shillong	2	0	1	0	3	0.17
50	Shimla	0	140	0	0	140	8.01
51	Siliguri	0	0	0	0	0	0
52	Srinagar	0	0	0	0	0	0
53	Trivandrum	3	1	0	0	4	0.23
54	Varanasi	6	0	2	0	8	0.46
55	Vatakara	1	1	0	0	2	0.11
56	Vijayawada	3	21	0	5	29	1.66
57	Vishakhapatn am	4	7	3	3	17	0.97
	Total	538	1010	45	154	1747	100



Table 16 Regional centre wise efforts for reaching out to the disadvantage communities

S. No.	Regional Center	Efforts for reaching out to the persons who do not have access to higher education (Disadvantaged communities eg..PH, SC/ST, Women etc.) - Face to face mode	Efforts for reaching out to the persons who do not have access to higher education (Disadvantaged communities eg..PH, SC/ST, Women etc.) - ONLINE mode	Total	% of total
1	Agartala	0	0	0	0
2	Ahmedabad	0	0	0	0
3	Aizwal	0	0	0	0
4	Aligarh	0	0	0	0
5	Angul	0	0	0	0
6	Bangalore	2	4	6	9.84
7	Bhagalpur	0	0	0	0
8	Bhopal	0	0	0	0
9	Bhubaneswar	1	1	2	3.28
10	Bijapur	1	0	1	1.64
11	Chandigarh	1	1	2	3.28
12	Chennai	0	2	2	3.28
13	Cochin	0	0	0	0
14	Darbhanga	2	0	2	3.28
15	Dehradun	1	3	4	6.56
16	Delhi-1	0	0	0	0
17	Delhi-2	2	0	2	3.28
18	Delhi-3	1	1	2	3.28
19	Deoghar	0	0	0	0
20	Gangtok	0	0	0	0
21	Guwahati	0	0	0	0
22	Hyderabad	0	0	0	0
23	Imphal	0	0	0	0
24	Itanagar	0	0	0	0
25	Jabalpur	0	0	0	0
26	Jaipur	0	0	0	0
27	Jammu	0	0	0	0
28	Jodhpur	1	0	1	1.64
29	Jorhat	0	0	0	0
30	Karnal	4	0	4	6.56
31	Khanna	0	5	5	8.2
32	Kohima	1	0	1	1.64

33	Kolkata	0	0	0	0
34	Koraput	0	0	0	0
35	Lucknow	7	5	12	19.67
36	Madurai	1	0	1	1.64
37	Mumbai	0	0	0	0
38	Nagpur	2	0	2	3.28
39	NOIDA	0	0	0	0
40	Panaji	0	0	0	0
41	Patna	0	1	1	1.64
42	Port Blair	2	0	2	3.28
43	Pune	0	0	0	0
44	Raghunathganj	0	0	0	0
45	Raipur	0	2	2	3.28
46	Rajkot	0	0	0	0
47	Ranchi	2	0	2	3.28
48	Saharsa	1	0	1	1.64
49	Shillong	0	0	0	0
50	Shimla	1	0	1	1.64
51	Siliguri	0	0	0	0
52	Srinagar	0	0	0	0
53	Trivandrum	0	0	0	0
54	Varanasi	1	0	1	1.64
55	Vatakara	0	0	0	0
56	Vijayawada	0	0	0	0
57	Vishakhapatnam	1	1	2	3.28
	Total	35	26	61	100

Table 17 Regional centre wise sensitising, collaborative and extension activities for sensitizing learners and other stakeholders to social and sustainable development issues leading to inclusive society in FEBRUARY 2024

S.NO.	Name of Regional Center	Extension activities for sensitizing learners and other stakeholders to social and sustainable development issues leading to inclusive society - Face to face mode	Extension activities for sensitizing learners and other stakeholders to social and sustainable development issues leading to inclusive society - ONLINE mode	Collaborative extension and outreach Programs (If any)	Total	% of total
1	Agartala	0	0	0	0	0
2	Ahmedabad	0	0	0	0	0
3	Aizwal	0	0	0	0	0
4	Aligarh	0	0	0	0	0
5	Angul	0	0	0	0	0
6	Bangalore	0	0	0	0	0
7	Bhagalpur	0	0	0	0	0
8	Bhopal	1	0	2	3	3.75
9	Bhubaneswar	0	0	1	1	1.25
10	Bijapur	1	0	1	2	2.5
11	Chandigarh	1	1	0	2	2.5
12	Chennai	0	2	0	2	2.5
13	Cochin	0	0	0	0	0
14	Darbhanga	1	0	1	2	2.5
15	Dehradun	1	3	5	9	11.25
16	Delhi-1	0	0	0	0	0
17	Delhi-2	0	0	0	0	0
18	Delhi-3	1	1	1	3	3.75
19	Deoghar	0	0	0	0	0
20	Gangtok	0	0	0	0	0
21	Guwahati	0	0	0	0	0
22	Hyderabad	0	0	0	0	0
23	Imphal	0	0	2	2	2.5
24	Itanagar	0	0	0	0	0
25	Jabalpur	0	0	0	0	0
26	Jaipur	2	0	0	2	2.5
27	Jammu	0	0	0	0	0
28	Jodhpur	1	0	0	1	1.25
29	Jorhat	0	0	0	0	0
30	Karnal	2	0	3	5	6.25
31	Khanna	0	5	0	5	6.25

32	Kohima	0	0	0	0	0
33	Kolkata	0	0	0	0	0
34	Koraput	1	0	0	1	1.25
35	Lucknow	10	5	8	23	28.75
36	Madurai	0	0	0	0	0
37	Mumbai	0	0	0	0	0
38	Nagpur	1	0	1	2	2.5
39	NOIDA	0	0	0	0	0
40	Panaji	0	0	0	0	0
41	Patna	0	0	0	0	0
42	Port Blair	1	0	1	2	2.5
43	Pune	0	0	0	0	0
44	Raghunathganj	0	0	0	0	0
45	Raipur	1	1	1	3	3.75
46	Rajkot	0	0	0	0	0
47	Ranchi	0	0	2	2	2.5
48	Saharsa	0	0	0	0	0
49	Shillong	0	0	0	0	0
50	Shimla	0	0	0	0	0
51	Siliguri	0	0	0	0	0
52	Srinagar	0	0	0	0	0
53	Trivandrum	0	0	0	0	0
54	Varanasi	3	0	1	4	5
55	Vatakara	0	1	0	1	1.25
56	Vijayawada	0	0	0	0	0
57	Vishakhapatnam	1	2	0	3	3.75
	Total	29	21	30	80	100

Table 18 Regional centre wise number of press releases/ published by Regional Centers in FEBRUARY 2024

S.NO.	Name of Regional Center	Number of press releases/ published	% of total
1	Agartala	4	0.61
2	Ahmedabad	5	0.77
3	Aizwal	0	0
4	Aligarh	2	0.31
5	Angul	0	0
6	Bangalore	12	1.84
7	Bhagalpur	2	0.31
8	Bhopal	10	1.53
9	Bhubaneswar	14	2.14
10	Bijapur	4	0.61
11	Chandigarh	2	0.31
12	Chennai	3	0.46
13	Cochin	5	0.77
14	Darbhanganga	4	0.61
15	Dehradun	27	4.13
16	Delhi-1	0	0
17	Delhi-2	0	0
18	Delhi-3	0	0
19	Deoghar	35	5.36
20	Gangtok	2	0.31
21	Guwahati	2	0.31
22	Hyderabad	7	1.07
23	Imphal	5	0.77
24	Itanagar	0	0
25	Jabalpur	0	0
26	Jaipur	18	2.76
27	Jammu	10	1.53
28	Jodhpur	10	1.53
29	Jorhat	0	0
30	Karnal	232	35.53
31	Khanna	14	2.14
32	Kohima	1	0.15
33	Kolkata	4	0.61
34	Koraput	0	0
35	Lucknow	52	7.96
36	Madurai	0	0
37	Mumbai	1	0.15
38	Nagpur	0	0

39	NOIDA	6	0.92
40	Panaji	0	0
41	Patna	25	3.83
42	Port Blair	3	0.46
43	Pune	2	0.31
44	Raghunathganj	0	0
45	Raipur	6	0.92
46	Rajkot	1	0.15
47	Ranchi	42	6.43
48	Saharsa	11	1.68
49	Shillong	2	0.31
50	Shimla	3	0.46
51	Siliguri	0	0
52	Srinagar	5	0.77
53	Trivandrum	17	2.6
54	Varanasi	8	1.23
55	Vatakara	10	1.53
56	Vijayawada	22	3.37
57	Vishakhapatnam	3	0.46
	Total	653	100

**PART IV - Meetings, Trainings & Orientation Programme
at Regional Centre**



Table 19 Regional centre wise number of In-house meetings held in DECEMBER2023

S.NO.	Name of Regional Center	In-house meetings at RC	% of total
1	Agartala	2	1.03
2	Ahmedabad	2	1.03
3	Aizwal	2	1.03
4	Aligarh	0	0
5	Angul	0	0
6	Bangalore	8	4.1
7	Bhagalpur	4	2.05
8	Bhopal	10	5.13
9	Bhubaneswar	2	1.03
10	Bijapur	2	1.03
11	Chandigarh	5	2.56
12	Chennai	4	2.05
13	Cochin	10	5.13
14	Darbhanga	2	1.03
15	Dehradun	1	0.51
16	Delhi-1	4	2.05
17	Delhi-2	10	5.13
18	Delhi-3	3	1.54
19	Deoghar	1	0.51
20	Gangtok	1	0.51
21	Guwahati	1	0.51
22	Hyderabad	2	1.03
23	Imphal	2	1.03
24	Itanagar	2	1.03
25	Jabalpur	5	2.56
26	Jaipur	2	1.03
27	Jammu	6	3.08
28	Jodhpur	3	1.54
29	Jorhat	1	0.51
30	Karnal	15	7.69
31	Khanna	3	1.54
32	Kohima	1	0.51
33	Kolkata	3	1.54
34	Koraput	2	1.03
35	Lucknow	7	3.59
36	Madurai	1	0.51
37	Mumbai	2	1.03
38	Nagpur	3	1.54
39	NOIDA	14	7.18
40	Panaji	1	0.51
41	Patna	4	2.05

42	Port Blair	2	1.03
43	Pune	1	0.51
44	Raghunathganj	0	0
45	Raipur	4	2.05
46	Rajkot	4	2.05
47	Ranchi	4	2.05
48	Saharsa	3	1.54
49	Shillong	3	1.54
50	Shimla	2	1.03
51	Siliguri	1	0.51
52	Srinagar	3	1.54
53	Trivandrum	4	2.05
54	Varanasi	4	2.05
55	Vatakara	3	1.54
56	Vijayawada	2	1.03
57	Vishakhapatnam	2	1.03
	Total	195	100



Table 20 Regional centre wise number of meeting with Hqrs and RSD - Participated/Interacted in JANUARY 2024

S.NO.	Name of Regional Center	No. of Meeting with Hqrs and RSD - Participated/ Interacted	% of total
1	Agartala	2	1.45
2	Ahmedabad	3	2.17
3	Aizwal	2	1.45
4	Aligarh	1	0.72
5	Angul	0	0
6	Bangalore	17	12.32
7	Bhagalpur	10	7.25
8	Bhopal	2	1.45
9	Bhubaneswar	1	0.72
10	Bijapur	1	0.72
11	Chandigarh	7	5.07
12	Chennai	3	2.17
13	Cochin	3	2.17
14	Darbhanga	1	0.72
15	Dehradun	1	0.72
16	Delhi-1	2	1.45
17	Delhi-2	8	5.8
18	Delhi-3	2	1.45
19	Deoghar	1	0.72
20	Gangtok	0	0
21	Guwahati	2	1.45
22	Hyderabad	3	2.17
23	Imphal	1	0.72
24	Itanagar	2	1.45
25	Jabalpur	2	1.45
26	Jaipur	1	0.72
27	Jammu	3	2.17
28	Jodhpur	0	0
29	Jorhat	1	0.72
30	Karnal	4	2.9
31	Khanna	1	0.72
32	Kohima	2	1.45
33	Kolkata	1	0.72
34	Koraput	2	1.45
35	Lucknow	0	0
36	Madurai	0	0
37	Mumbai	5	3.62
38	Nagpur	1	0.72
39	NOIDA	4	2.9

40	Panaji	0	0
41	Patna	5	3.62
42	Port Blair	4	2.9
43	Pune	1	0.72
44	Raghunathganj	0	0
45	Raipur	3	2.17
46	Rajkot	1	0.72
47	Ranchi	0	0
48	Saharsa	2	1.45
49	Shillong	2	1.45
50	Shimla	3	2.17
51	Siliguri	2	1.45
52	Srinagar	1	0.72
53	Trivandrum	1	0.72
54	Varanasi	4	2.9
55	Vatakara	1	0.72
56	Vijayawada	4	2.9
57	Vishakhapatnam	2	1.45
	Total	138	100

Table 21 Regional centre wise number of capacity building and training programme organised in DECEMBER2023

S.NO.	Name of Regional Center	Number of Coordinators Meetings organized by RC	Number of orientation Programmer for academic counselors (ACs) organized by RC	Number of orientation Programme for study centers functionaries organized by RC	Training programme organized for handling of Learning Management System (LMS) for academic counselors, Students and RC functionaries.	Total	% of total
1	Agartala	0	0	0	0	0	0
2	Ahmedabad	0	0	0	0	0	0
3	Aizwal	0	0	0	0	0	0
4	Aligarh	0	0	0	0	0	0
5	Angul	0	0	0	0	0	0
6	Bangalore	0	1	0	1	2	3.17
7	Bhagalpur	4	0	0	0	4	6.35
8	Bhopal	0	0	0	0	0	0
9	Bhubaneswar	0	0	0	0	0	0
10	Bijapur	1	1	1	0	3	4.76
11	Chandigarh	0	2	2	3	7	11.11
12	Chennai	0	0	0	0	0	0
13	Cochin	0	0	0	0	0	0
14	Darbhangha	1	0	0	0	1	1.59
15	Dehradun	1	0	0	1	2	3.17
16	Delhi-1	1	0	0	0	1	1.59
17	Delhi-2	1	1	0	2	4	6.35
18	Delhi-3	4	0	0	0	4	6.35
19	Deoghar	0	0	0	0	0	0
20	Gangtok	0	0	0	0	0	0
21	Guwahati	0	0	0	0	0	0
22	Hyderabad	1	0	0	0	1	1.59
23	Imphal	1	0	0	0	1	1.59
24	Itanagar	0	0	0	0	0	0
25	Jabalpur	0	2	0	0	2	3.17
26	Jaipur	1	0	0	0	1	1.59
27	Jammu	0	0	0	0	0	0
28	Jodhpur	0	0	0	0	0	0

29	Jorhat	0	0	0	0	0	0
30	Karnal	2	0	0	1	3	4.76
31	Khanna	0	0	1	0	1	1.59
32	Kohima	0	0	0	0	0	0
33	Kolkata	0	0	0	0	0	0
34	Koraput	1	0	0	0	1	1.59
35	Lucknow	3	5	1	1	10	15.87
36	Madurai	0	0	0	0	0	0
37	Mumbai	1	0	0	0	1	1.59
38	Nagpur	0	0	0	0	0	0
39	NOIDA	0	0	0	0	0	0
40	Panaji	0	0	0	0	0	0
41	Patna	1	0	0	0	1	1.59
42	Port Blair	1	0	0	0	1	1.59
43	Pune	0	0	0	0	0	0
44	Raghunathganj	0	0	0	0	0	0
45	Raipur	1	0	0	0	1	1.59
46	Rajkot	0	0	0	0	0	0
47	Ranchi	1	0	0	0	1	1.59
48	Saharsa	1	0	0	0	1	1.59
49	Shillong	0	0	0	0	0	0
50	Shimla	1	0	0	0	1	1.59
51	Siliguri	2	1	0	1	4	6.35
52	Srinagar	0	0	0	0	0	0
53	Trivandrum	0	0	0	0	0	0
54	Varanasi	0	0	0	0	0	0
55	Vatakara	0	0	0	0	0	0
56	Vijayawada	1	0	0	0	1	1.59
57	Vishakhapatnam	2	0	0	1	3	4.76
	Total	34	13	5	11	63	100



PART V – Strengthening of LSCs & ECs

Table 22 Regional centre wise expansion/strengthen of study centers in FEBRUARY 2024

S.NO.	Name of Regional Center	Number of new study centers notified/opened	Number of new programmes activated at existing study centers	Number of new academic counsellors empaneled in the reporting month	Number of exam centers established for online examinations and ODL exams in the region (Please submit this information only if the activity was done in the month for which you are reporting.)	Number of Exam centers for Entrance test established in the region (Please submit this information only if the activity was done in the month for which you are reporting.)	Total	% of total
1	Agartala	0	0	6	0	0	6	0.55
2	Ahmedabad	0	0	0	6	0	6	0.55
3	Aizwal	0	0	0	0	0	0	0
4	Aligarh	0	0	0	0	0	0	0
5	Angul	0	5	30	0	0	35	3.22
6	Bangalore	0	0	19	11	0	30	2.76
7	Bhagalpur	0	0	2	0	0	2	0.18
8	Bhopal	0	0	0	3	0	3	0.28
9	Bhubaneswar	0	0	22	0	0	22	2.03
10	Bijapur	0	0	0	7	0	7	0.64
11	Chandigarh	0	0	8	0	0	8	0.74
12	Chennai	0	0	4	13	0	17	1.57
13	Cochin	0	0	11	14	0	25	2.3
14	Darbhangha	0	0	4	14	0	18	1.66
15	Dehradun	0	0	7	0	0	7	0.64
16	Delhi-1	0	0	84	9	0	93	8.56
17	Delhi-2	0	0	39	36	0	75	6.91
18	Delhi-3	0	0	25	14	0	39	3.59
19	Deoghar	0	0	0	0	0	0	0
20	Gangtok	0	0	1	0	0	1	0.09
21	Guwahati	0	0	2	0	0	2	0.18
22	Hyderabad	0	0	18	7	0	25	2.3
23	Imphal	0	0	0	11	0	11	1.01
24	Itanagar	0	0	0	0	0	0	0
25	Jabalpur	0	0	0	2	0	2	0.18
26	Jaipur	0	0	28	23	0	51	4.7
27	Jammu	0	0	10	0	0	10	0.92
28	Jodhpur	0	7	26	0	0	33	3.04
29	Jorhat	0	0	0	0	0	0	0
30	Karnal	0	0	2	0	0	2	0.18
31	Khanna	0	0	2	10	0	12	1.1
32	Kohima	0	0	1	12	0	13	1.2

33	Kolkata	0	19	17	30	0	66	6.08
34	Koraput	0	0	2	0	0	2	0.18
35	Lucknow	0	0	20	19	0	39	3.59
36	Madurai	0	0	16	10	0	26	2.39
37	Mumbai	0	0	34	7	0	41	3.78
38	Nagpur	0	0	0	10	4	14	1.29
39	NOIDA	0	0	11	0	0	11	1.01
40	Panaji	0	0	3	0	0	3	0.28
41	Patna	0	0	17	33	0	50	4.6
42	Port Blair	1	4	2	0	0	7	0.64
43	Pune	0	0	0	0	0	0	0
44	Raghunathganj	0	0	0	0	0	0	0
45	Raipur	0	0	4	14	0	18	1.66
46	Rajkot	0	0	3	0	0	3	0.28
47	Ranchi	0	0	25	23	0	48	4.42
48	Saharsa	0	0	3	15	0	18	1.66
49	Shillong	0	0	4	0	0	4	0.37
50	Shimla	0	0	4	29	0	33	3.04
51	Siliguri	0	0	5	7	0	12	1.1
52	Srinagar	0	0	26	0	0	26	2.39
53	Trivandrum	0	0	31	0	0	31	2.85
54	Varanasi	0	0	24	17	0	41	3.78
55	Vatakara	0	0	11	16	0	27	2.49
56	Vijayawada	0	0	5	6	0	11	1.01
57	Vishakhapatnam	0	0	0	0	0	0	0
	Total	1	35	618	428	4	1086	100



PART VI – Activities at RCs & LSCs

Table 23 Regional centre wise number of inductions meetings (IM) organized for the students of ONLINE and ODL Programme (Face to face & online both) in FEBRUARY 2024.

S.NO.	Name of Regional Center	Number of inductions meetings organized for ODL Prog - Face to face mode	Number of inductions meetings organized for students of ODL Prog - ONLINE mode "	Number of inductions meetings organized for the students of ONLINE Programme.	Total	% of total
1	Agartala	1	0	0	1	1.45
2	Ahmedabad	0	0	0	0	0
3	Aizwal	0	0	0	0	0
4	Aligarh	0	0	0	0	0
5	Angul	0	0	0	0	0
6	Bangalore	2	2	0	4	5.8
7	Bhagalpur	0	0	0	0	0
8	Bhopal	0	0	0	0	0
9	Bhubaneswar	0	0	0	0	0
10	Bijapur	0	0	0	0	0
11	Chandigarh	0	0	0	0	0
12	Chennai	0	0	0	0	0
13	Cochin	0	0	0	0	0
14	Darbhanga	0	0	0	0	0
15	Dehradun	0	2	2	4	5.8
16	Delhi-1	2	0	0	2	2.9
17	Delhi-2	1	4	0	5	7.25
18	Delhi-3	0	0	0	0	0
19	Deoghar	0	0	0	0	0
20	Gangtok	0	0	0	0	0
21	Guwahati	2	0	0	2	2.9
22	Hyderabad	0	0	0	0	0
23	Imphal	0	0	0	0	0
24	Itanagar	0	0	0	0	0
25	Jabalpur	3	0	3	6	8.7
26	Jaipur	0	1	0	1	1.45
27	Jammu	1	0	0	1	1.45
28	Jodhpur	0	0	0	0	0
29	Jorhat	0	0	0	0	0
30	Karnal	0	0	0	0	0
31	Khanna	0	0	0	0	0
32	Kohima	0	0	0	0	0
33	Kolkata	0	0	0	0	0

34	Koraput	0	0	0	0	0
35	Lucknow	0	0	0	0	0
36	Madurai	0	0	0	0	0
37	Mumbai	0	0	0	0	0
38	Nagpur	0	0	0	0	0
39	NOIDA	0	0	0	0	0
40	Panaji	0	1	0	1	1.45
41	Patna	0	1	0	1	1.45
42	Port Blair	0	0	0	0	0
43	Pune	0	0	0	0	0
44	Raghunathganj	0	0	0	0	0
45	Raipur	0	2	1	3	4.35
46	Rajkot	0	0	0	0	0
47	Ranchi	0	0	0	0	0
48	Saharsa	0	0	0	0	0
49	Shillong	0	0	0	0	0
50	Shimla	1	1	0	2	2.9
51	Siliguri	2	0	0	2	2.9
52	Srinagar	0	0	0	0	0
53	Trivandrum	0	0	1	1	1.45
54	Varanasi	0	0	0	0	0
55	Vatakara	0	0	0	0	0
56	Vijayawada	0	0	0	0	0
57	Vishakhapatnam	1	0	32	33	47.83
	Total	16	14	39	69	100

Table 24 Regional centre wise number of academic counseling sessions for theory courses organized by study centers for ODL Prog (Online & F2f mode), Practical courses for ODL Prog and academic counselling for Online programme in FEBRUARY 2024

S.NO.	Name of Regional Center	Number of academic counseling sessions for theory courses organized by study centers for ODL Prog -Face to face mode	Number of academic counseling sessions for theory courses organized by study centers for ODL Prog - ONLINE mode	Number of academic counseling sessions for practical courses organized by study centers for ODL Prog	Number of academic counseling sessions organized for ONLINE Programme	Total	% of total
1	Agartala	122	0	32	0	154	1.89
2	Ahmedabad	0	0	0	0	0	0
3	Aizwal	0	0	0	0	0	0
4	Aligarh	0	0	50	0	50	0.61
5	Angul	0	0	0	0	0	0
6	Bangalore	72	127	103	127	429	5.27
7	Bhagalpur	0	0	0	0	0	0
8	Bhopal	0	8	0	8	16	0.2
9	Bhubaneswar	20	291	85	18	414	5.09
10	Bijapur	0	0	0	0	0	0
11	Chandigarh	2	12	4	2	20	0.25
12	Chennai	62	46	0	4	112	1.38
13	Cochin	0	16	10	0	26	0.32
14	Darbhanga	0	0	0	0	0	0
15	Dehradun	16	6	2	34	58	0.71
16	Delhi-1	0	0	0	0	0	0
17	Delhi-2	1	172	412	1210	1795	22.07
18	Delhi-3	401	38	295	0	734	9.02
19	Deoghar	88	74	10	0	172	2.11
20	Gangtok	0	0	0	0	0	0
21	Guwahati	0	0	0	0	0	0
22	Hyderabad	5	177	36	0	218	2.68
23	Imphal	16	0	4	0	20	0.25
24	Itanagar	0	0	0	0	0	0
25	Jabalpur	10	0	88	0	98	1.2
26	Jaipur	0	51	31	0	82	1.01
27	Jammu	46	30	0	0	76	0.93
28	Jodhpur	0	0	0	0	0	0

29	Jorhat	22	0	18	0	40	0.49
30	Karnal	18	12	0	0	30	0.37
31	Khanna	29	12	0	0	41	0.5
32	Kohima	6	6	2	0	14	0.17
33	Kolkata	0	168	0	0	168	2.07
34	Koraput	0	82	0	0	82	1.01
35	Lucknow	89	0	40	0	129	1.59
36	Madurai	0	0	62	42	104	1.28
37	Mumbai	0	4	0	12	16	0.2
38	Nagpur	0	87	27	0	114	1.4
39	NOIDA	125	46	72	12	255	3.13
40	Panaji	1	4	2	0	7	0.09
41	Patna	6	0	91	18	115	1.41
42	Port Blair	0	0	0	0	0	0
43	Pune	0	0	0	0	0	0
44	Raghunathganj	0	0	0	0	0	0
45	Raipur	0	20	15	0	35	0.43
46	Rajkot	0	0	0	0	0	0
47	Ranchi	248	11	98	13	370	4.55
48	Saharsa	0	0	39	0	39	0.48
49	Shillong	0	15	25	0	40	0.49
50	Shimla	2	30	86	0	118	1.45
51	Siliguri	0	78	37	2	117	1.44
52	Srinagar	1080	8	250	0	1338	16.45
53	Trivandrum	56	24	74	0	154	1.89
54	Varanasi	2	138	46	0	186	2.29
55	Vatakara	57	2	56	3	118	1.45
56	Vijayawada	23	0	0	0	23	0.28
57	Vishakhapatnam	6	0	0	2	8	0.1
	TOTAL	2631	1795	2202	1507	8135	100

Table 25 Regional centre wise number of Programme for which Project viva – voce held at Regional Center (Face to face mode & Online mode) for ODL programme in FEBRUARY 2024

S.NO.	Name of Regional Center	Number of ODL Programme for which Project viva – voce held at RC - Face to face mode & ONLINE mode	Number of ONLINE Programme for which Project viva – voce held	Total	% of total
1	Agartala	1	0	1	0.56
2	Ahmedabad	0	0	0	0
3	Aizwal	0	0	0	0
4	Aligarh	0	0	0	0
5	Angul	0	0	0	0
6	Bangalore	6	6	12	6.74
7	Bhagalpur	0	0	0	0
8	Bhopal	0	1	1	0.56
9	Bhubaneswar	12	0	12	6.74
10	Bijapur	1	1	2	1.12
11	Chandigarh	0	0	0	0
12	Chennai	1	0	1	0.56
13	Cochin	3	0	3	1.69
14	Darbhanga	4	0	4	2.25
15	Dehradun	4	0	4	2.25
16	Delhi-1	0	2	2	1.12
17	Delhi-2	0	7	7	3.93
18	Delhi-3	8	0	8	4.49
19	Deoghar	0	0	0	0
20	Gangtok	2	0	2	1.12
21	Guwahati	14	0	14	7.87
22	Hyderabad	6	0	6	3.37
23	Imphal	1	0	1	0.56
24	Itanagar	0	0	0	0
25	Jabalpur	0	0	0	0
26	Jaipur	2	0	2	1.12
27	Jammu	2	0	2	1.12
28	Jodhpur	0	0	0	0
29	Jorhat	1	0	1	0.56
30	Karnal	2	0	2	1.12
31	Khanna	3	0	3	1.69
32	Kohima	2	0	2	1.12
33	Kolkata	10	0	10	5.62
34	Koraput	2	0	2	1.12
35	Lucknow	0	0	0	0

36	Madurai	4	0	4	2.25
37	Mumbai	3	0	3	1.69
38	Nagpur	2	1	3	1.69
39	NOIDA	1	0	1	0.56
40	Panaji	0	0	0	0
41	Patna	3	0	3	1.69
42	Port Blair	0	0	0	0
43	Pune	10	0	10	5.62
44	Raghunathganj	0	0	0	0
45	Raipur	15	2	17	9.55
46	Rajkot	0	0	0	0
47	Ranchi	9	4	13	7.3
48	Saharsa	0	0	0	0
49	Shillong	3	0	3	1.69
50	Shimla	0	0	0	0
51	Siliguri	3	0	3	1.69
52	Srinagar	0	0	0	0
53	Trivandrum	2	0	2	1.12
54	Varanasi	0	8	8	4.49
55	Vatakara	0	0	0	0
56	Vijayawada	0	0	0	0
57	Vishakhapatnam	4	0	4	2.25
	Total	146	32	178	100

Table 26 Regional centre wise number of assignments received and awards transmitted by RCs/LSCs in offline mode and online mode for ODL and ONLINE programme in FEBRUARY 2024.

S.NO.	Name of Regional Center	Number of Assignments received by RCs/LSCs in OFFLINE mode (Please give total figure of the region)	Number of Assignments received by RCs/LSCs in ONLINE mode (Please give total figure of the region)	No. of Assignments awards transmitted to Hqrs during reporting month	Number of Assignments submitted by students of ONLINE Programme	Number of Assignments awards transmitted to Hqrs during reporting month (Online Programme)	Total	% of total
1	Agartala	8712	0	8712	37	11	17472	0.78
2	Ahmedabad	10000	0	6382	0	0	16382	0.73
3	Aizwal	1779	0	1779	0	0	3558	0.16
4	Aligarh	0	0	1242	0	0	1242	0.06
5	Angul	1244	0	1244	0	0	2488	0.11
6	Bangalore	0	0	9551	0	76	9627	0.43
7	Bhagalpur	14670	0	14364	0	0	29034	1.29
8	Bhopal	12500	0	11707	10	10	24227	1.08
9	Bhubaneswar	44806	425	14143	425	0	59799	2.66
10	Bijapur	0	0	3015	0	5	3020	0.13
11	Chandigarh	48700	0	43530	0	0	92230	4.11
12	Chennai	0	0	1567	0	0	1567	0.07
13	Cochin	45499	0	31028	0	0	76527	3.41
14	Darbhanga	23556	0	29599	0	0	53155	2.37
15	Dehradun	26300	0	20444	0	0	46744	2.08
16	Delhi-1	0	0	0	0	0	0	0
17	Delhi-2	4832	9278	76803	1648	612	93173	4.15
18	Delhi-3	20038	115053	95689	1167	169	232116	10.34
19	Deoghar	0	0	7049	2	2	7053	0.31
20	Gangtok	11749	0	6825	17	3	18594	0.83
21	Guwahati	0	0	17090	0	0	17090	0.76
22	Hyderabad	2706	0	2706	36	36	5484	0.24
23	Imphal	8283	0	7652	0	0	15935	0.71
24	Itanagar	11870	0	11800	0	0	23670	1.05
25	Jabalpur	2005	0	2005	0	0	4010	0.18
26	Jaipur	2082	0	3271	752	0	6105	0.27
27	Jammu	0	0	19020	0	0	19020	0.85
28	Jodhpur	0	0	8096	0	0	8096	0.36
29	Jorhat	7206	0	7206	0	0	14412	0.64
30	Karnal	111670	0	38796	102	0	150568	6.71
31	Khanna	18904	0	18766	0	0	37670	1.68

32	Kohima	4718	0	4553	0	0	9271	0.41
33	Kolkata	10242	36310	37336	0	0	83888	3.74
34	Koraput	629	0	10094	0	0	10723	0.48
35	Lucknow	6790	0	9430	0	0	16220	0.72
36	Madurai	0	0	3244	0	0	3244	0.14
37	Mumbai	8200	4800	4800	39	0	17839	0.8
38	Nagpur	8030	0	6294	0	0	14324	0.64
39	NOIDA	15981	0	15518	1534	762	33795	1.51
40	Panaji	7539	0	3998	0	0	11537	0.51
41	Patna	13800	25246	150164	174	174	189558	8.45
42	Port Blair	7931	0	7931	0	0	15862	0.71
43	Pune	13437	0	13275	570	46	27328	1.22
44	Raghunathganj	1490	0	1471	0	0	2961	0.13
45	Raipur	8110	6	6842	6	6	14970	0.67
46	Rajkot	5669	0	3295	23	0	8987	0.4
47	Ranchi	897	0	23708	0	40	24645	1.1
48	Saharsa	55400	0	49302	0	0	104702	4.67
49	Shillong	787	0	787	0	0	1574	0.07
50	Shimla	105652	32804	37895	13	0	176364	7.86
51	Siliguri	7686	0	7680	2	2	15370	0.68
52	Srinagar	50000	0	48592	0	0	98592	4.39
53	Trivandrum	51620	0	40233	214	96	92163	4.11
54	Varanasi	25711	0	20153	330	0	46194	2.06
55	Vatakara	81546	4	32719	157	22	114448	5.1
56	Vijayawada	5975	0	5970	205	43	12193	0.54
57	Vishakhapatnam	6825	111	8	111	8	7063	0.31
	Total	943776	224037	1066373	7574	2123	2243883	100

The logo of Ignou The People's University is centered in the background. It features a circular emblem on the left with a stylized 'I' and 'U' inside, and the text 'ignou' in a light blue font above 'THE PEOPLE'S UNIVERSITY' in a grey font on the right.

PART VII – Monitoring of Study Centres Activities

Table 27 Regional centre wise number of Induction Meeting (IM) attended by officials of RC in ONLINE and face to face mode in FEBRUARY 2024

S.NO.	Name of Regional Center	Number of Induction Meeting(s) attended by officials of RC (ONLINE mode)	Number of Induction Meeting(s) attended by officials of RC (Face to face mode)	Total	% of total
1	Agartala	0	1	1	1.05
2	Ahmedabad	0	0	0	0
3	Aizwal	0	0	0	0
4	Aligarh	0	0	0	0
5	Angul	0	0	0	0
6	Bangalore	9	9	18	18.95
7	Bhagalpur	0	0	0	0
8	Bhopal	0	2	2	2.11
9	Bhubaneswar	0	0	0	0
10	Bijapur	0	0	0	0
11	Chandigarh	0	0	0	0
12	Chennai	0	0	0	0
13	Cochin	0	0	0	0
14	Darbhanga	0	0	0	0
15	Dehradun	2	0	2	2.11
16	Delhi-1	0	2	2	2.11
17	Delhi-2	0	0	0	0
18	Delhi-3	1	0	1	1.05
19	Deoghar	0	0	0	0
20	Gangtok	0	0	0	0
21	Guwahati	1	1	2	2.11
22	Hyderabad	0	7	7	7.37
23	Imphal	0	0	0	0
24	Itanagar	0	0	0	0
25	Jabalpur	0	4	4	4.21
26	Jaipur	1	3	4	4.21
27	Jammu	0	1	1	1.05
28	Jodhpur	0	0	0	0
29	Jorhat	0	0	0	0
30	Karnal	0	0	0	0
31	Khanna	0	0	0	0
32	Kohima	0	0	0	0
33	Kolkata	0	0	0	0
34	Koraput	0	0	0	0
35	Lucknow	0	0	0	0
36	Madurai	0	0	0	0
37	Mumbai	0	0	0	0
38	Nagpur	0	0	0	0

39	NOIDA	0	0	0	0
40	Panaji	0	0	0	0
41	Patna	1	33	34	35.79
42	Port Blair	0	0	0	0
43	Pune	0	0	0	0
44	Raghunathganj	0	0	0	0
45	Raipur	4	4	8	8.42
46	Rajkot	0	0	0	0
47	Ranchi	0	0	0	0
48	Saharsa	0	0	0	0
49	Shillong	0	0	0	0
50	Shimla	1	1	2	2.11
51	Siliguri	0	2	2	2.11
52	Srinagar	0	0	0	0
53	Trivandrum	0	1	1	1.05
54	Varanasi	0	0	0	0
55	Vatakara	0	0	0	0
56	Vijayawada	0	0	0	0
57	Vishakhapatnam	0	4	4	4.21
	Total	20	75	95	100

Table 28 Regional centre wise number of academic counseling sessions visited/monitored by officials of RC in FEBRUARY 2024

S.NO.	Name of Regional Center	Number of academic counseling sessions visited/monitored by officials of RC.	% of total
1	Agartala	0	0
2	Ahmedabad	0	0
3	Aizwal	0	0
4	Aligarh	0	0
5	Angul	0	0
6	Bangalore	10	2.72
7	Bhagalpur	0	0
8	Bhopal	0	0
9	Bhubaneswar	90	24.46
10	Bijapur	0	0
11	Chandigarh	2	0.54
12	Chennai	22	5.98
13	Cochin	10	2.72
14	Darbhanga	0	0
15	Dehradun	42	11.41
16	Delhi-1	1	0.27
17	Delhi-2	10	2.72
18	Delhi-3	2	0.54
19	Deoghar	0	0
20	Gangtok	0	0
21	Guwahati	0	0
22	Hyderabad	0	0
23	Imphal	0	0
24	Itanagar	0	0
25	Jabalpur	11	2.99
26	Jaipur	51	13.86
27	Jammu	0	0
28	Jodhpur	0	0
29	Jorhat	0	0
30	Karnal	0	0
31	Khanna	0	0
32	Kohima	0	0
33	Kolkata	0	0
34	Koraput	0	0
35	Lucknow	19	5.16
36	Madurai	3	0.82

37	Mumbai	0	0
38	Nagpur	9	2.45
39	NOIDA	3	0.82
40	Panaji	0	0
41	Patna	1	0.27
42	Port Blair	1	0.27
43	Pune	0	0
44	Raghunathganj	0	0
45	Raipur	22	5.98
46	Rajkot	0	0
47	Ranchi	21	5.71
48	Saharsa	0	0
49	Shillong	0	0
50	Shimla	5	1.36
51	Siliguri	0	0
52	Srinagar	7	1.9
53	Trivandrum	15	4.08
54	Varanasi	6	1.63
55	Vatakara	5	1.36
56	Vijayawada	0	0
57	Vishakhapatnam	0	0
	Total	368	100

Table 29 Regional centre wise number of TEE centers visited/monitored by RC (Please submit this information only if the activity was done in the month for which you are reporting.) in FEBRUARY 2024

S.NO.	Name of Regional Center	Number of TEEcenters visited/monitored by RC	Number of TEEP centers visited/monitored by RC	Number of entrance exam centers visited/monitored by RC	Total	% of total
1	Agartala	0	0	0	0	0
2	Ahmedabad	0	0	0	0	0
3	Aizwal	0	0	0	0	0
4	Aligarh	0	0	0	0	0
5	Angul	0	0	0	0	0
6	Bangalore	0	0	0	0	0
7	Bhagalpur	0	0	0	0	0
8	Bhopal	6	0	0	6	8
9	Bhubaneswar	0	0	0	0	0
10	Bijapur	1	1	0	2	2.67
11	Chandigarh	0	0	0	0	0
12	Chennai	0	0	0	0	0
13	Cochin	0	0	0	0	0
14	Darbhanga	0	0	0	0	0
15	Dehradun	0	0	0	0	0
16	Delhi-1	0	1	0	1	1.33
17	Delhi-2	32	1	0	33	44
18	Delhi-3	0	0	0	0	0
19	Deoghar	0	0	0	0	0
20	Gangtok	0	0	0	0	0
21	Guwahati	0	1	0	1	1.33
22	Hyderabad	0	0	0	0	0
23	Imphal	0	1	0	1	1.33
24	Itanagar	0	0	0	0	0
25	Jabalpur	0	7	0	7	9.33
26	Jaipur	0	2	0	2	2.67
27	Jammu	0	0	0	0	0
28	Jodhpur	0	0	0	0	0
29	Jorhat	0	0	0	0	0
30	Karnal	0	4	0	4	5.33
31	Khanna	0	0	0	0	0
32	Kohima	0	2	0	2	2.67
33	Kolkata	0	0	0	0	0
34	Koraput	0	0	0	0	0
35	Lucknow	0	0	0	0	0

36	Madurai	0	0	0	0	0
37	Mumbai	0	0	0	0	0
38	Nagpur	0	0	0	0	0
39	NOIDA	0	0	0	0	0
40	Panaji	0	1	0	1	1.33
41	Patna	0	1	0	1	1.33
42	Port Blair	0	0	0	0	0
43	Pune	0	0	0	0	0
44	Raghunathganj	0	0	0	0	0
45	Raipur	0	0	0	0	0
46	Rajkot	0	1	0	1	1.33
47	Ranchi	0	0	0	0	0
48	Saharsa	0	0	0	0	0
49	Shillong	0	2	0	2	2.67
50	Shimla	0	7	0	7	9.33
51	Siliguri	0	0	0	0	0
52	Srinagar	0	0	0	0	0
53	Trivandrum	0	0	0	0	0
54	Varanasi	0	4	0	4	5.33
55	Vatakara	0	0	0	0	0
56	Vijayawada	0	0	0	0	0
57	Vishakhapatnam	0	0	0	0	0
	Total	39	36	0	75	100

PART VIII – Student Support Services



Table 30 Regional Centers wise students queries handled through various modes in Ferbruary 2024.

S.N O.	Name of Regional Center	By Post	Email	Phone	i-GRAM	Face-to-Face Queries	Face Book	Twitter	RTI	Court Cases	Any other	Total Queries handled
1	Agartala	109	209	457	194	617	0	0	1	1	0	1588
2	Ahmedabad	295	1798	171	620	179	0	0	3	1	0	3067
3	Aizwal	20	25	450	37	320	0	0	0	0	0	852
4	Aligarh	6	141	64	179	87	78	45	0	0	0	600
5	Angul	25	125	350	150	210	25	10	2	0	0	897
6	Bangalore	87	14800	1350	1500	800	0	0	0	0	0	18537
7	Bhagalpur	42	216	214	220	432	0	0	0	0	0	1124
8	Bhopal	35	5200	1100	327	400	12	10	0	1	0	7085
9	Bhubaneswar	760	4550	280	544	1465	10	2	3	0	0	7614
10	Bijapur	85	221	711	69	112	11	4	1	0	0	1214
11	Chandigarh	36	854	53	617	920	5	0	1	0	0	2486
12	Chennai	43	9392	306	351	90	2	1	0	2	0	10187
13	Cochin	228	2175	20	753	689	0	0	1	0	0	3866
14	Darbhanga	645	519	498	359	2027	0	0	1	0	0	4049
15	Dehradun	43	565	462	536	849	0	0	2	0	0	2457
16	Delhi-1	514	5515	0	3104	3579	0	0	10	0	0	12722
17	Delhi-2	470	5760	1677	3998	6127	12812	1520	27	0	0	32391
18	Delhi-3	215	5562	1844	2417	5678	0	0	8	0	129	15853
19	Deoghar	95	221	1200	267	465	0	0	2	0	0	2250
20	Gangtok	10	60	400	77	436	10	0	1	0	0	994
21	Guwahati	215	1511	557	454	597	0	0	0	0	0	3334
22	Hyderabad	221	2535	2430	685	0	0	0	2	0	0	5873
23	Imphal	61	89	976	64	280	0	0	0	0	0	1470
24	Itanagar	0	2600	1000	41	500	5	0	0	1	0	4147
25	Jabalpur	6	142	581	107	260	0	0	0	0	0	1096
26	Jaipur	253	1265	467	412	63	19	23	1	0	0	2503
27	Jammu	1103	1257	2108	901	2350	0	0	0	0	0	7719
28	Jodhpur	54	2770	945	0	137	134	0	1	0	0	4041
29	Jorhat	8	357	1007	131	104	59	7	0	0	0	1673
30	Karnal	349	2250	1400	1195	1092	0	0	3	0	0	6289
31	Khanna	162	1353	2375	426	258	0	0	1	4	0	4579
32	Kohima	0	53	56	165	60	63	0	0	0	0	397
33	Kolkata	242	1833	2100	899	789	0	0	1	0	0	5864
34	Koraput	70	87	509	177	67	0	0	0	0	0	910
35	Lucknow	94	15	440	709	1234	10	1	3	0	0	2506
36	Madurai	38	374	248	141	75	63	133	1	0	0	1073
37	Mumbai	62	2800	753	776	652	95	80	8	1	0	5227
38	Nagpur	169	28832	1252	121	693	17	144	1	0	0	31229
39	NOIDA	456	1772	242	918	2920	8	5	0	1	0	6322
40	Panaji	130	414	310	105	449	0	0	1	0	0	1409
41	Patna	118	936	1100	1826	1070	0	0	5	0	0	5055
42	Port Blair	130	170	1340	126	170	0	0	1	0	0	1937
43	Pune	319	493	149	339	421	0	0	3	1	0	1725
44	Raghunathganj	12	56	21	32	22	0	0	0	0	0	143
45	Raipur	34	317	297	114	287	14	0	1	1	0	1065
46	Rajkot	240	365	0	125	115	0	0	0	0	0	845
47	Ranchi	163	2351	1671	544	1193	1	2	2	0	21	5948
48	Saharsa	282	736	498	294	386	0	0	0	0	0	2196
49	Shillong	20	450	400	222	1500	16	0	0	0	0	2608
50	Shimla	8	3482	1397	640	492	0	0	2	0	0	6021
51	Siliguri	155	867	821	190	698	1	1	1	0	0	2734
52	Srinagar	49	1763	840	547	3015	0	0	2	0	0	6216
53	Trivandrum	217	2174	2879	408	1951	17	4	1	0	0	7651
54	Varanasi	14	769	1479	398	1470	28	24	0	0	0	4182
55	Vatakara	205	311	1294	502	157	0	0	0	0	0	2469
56	Vijayawada	10	244	476	165	180	0	0	1	0	0	1076
57	Vishakhapatnam	13	352	185	350	63	1	1	1	0	0	966
	Total	9445	126053	46210	31568	51252	13516	2017	106	14	150	280331



Table 31 Regional Centre wise total number of students' queries handled in DECEMBER2023.

S.NO.	Name of Regional Center	Total queries	% of total
1	Agartala	1588	0.57
2	Ahmedabad	3067	1.09
3	Aizwal	852	0.3
4	Aligarh	600	0.21
5	Angul	897	0.32
6	Bangalore	18537	6.61
7	Bhagalpur	1124	0.4
8	Bhopal	7085	2.53
9	Bhubaneswar	7614	2.72
10	Bijapur	1214	0.43
11	Chandigarh	2486	0.89
12	Chennai	10187	3.63
13	Cochin	3866	1.38
14	Darbhanga	4049	1.44
15	Dehradun	2457	0.88
16	Delhi-1	12722	4.54
17	Delhi-2	32391	11.55
18	Delhi-3	15853	5.66
19	Deoghar	2250	0.8
20	Gangtok	994	0.35
21	Guwahati	3334	1.19
22	Hyderabad	5873	2.1
23	Imphal	1470	0.52
24	Itanagar	4147	1.48
25	Jabalpur	1096	0.39
26	Jaipur	2503	0.89
27	Jammu	7719	2.75
28	Jodhpur	4041	1.44
29	Jorhat	1673	0.6
30	Karnal	6289	2.24
31	Khanna	4579	1.63
32	Kohima	397	0.14
33	Kolkata	5864	2.09
34	Koraput	910	0.32
35	Lucknow	2506	0.89
36	Madurai	1073	0.38
37	Mumbai	5227	1.86
38	Nagpur	31229	11.14
39	NOIDA	6322	2.26
40	Panaji	1409	0.5

41	Patna	5055	1.8
42	Port Blair	1937	0.69
43	Pune	1725	0.62
44	Raghunathganj	143	0.05
45	Raipur	1065	0.38
46	Rajkot	845	0.3
47	Ranchi	5948	2.12
48	Saharsa	2196	0.78
49	Shillong	2608	0.93
50	Shimla	6021	2.15
51	Siliguri	2734	0.98
52	Srinagar	6216	2.22
53	Trivandrum	7651	2.73
54	Varanasi	4182	1.49
55	Vatakara	2469	0.88
56	Vijayawada	1076	0.38
57	Vishakhapatnam	966	0.34
	Total	280331	100

Table 32 Regional Centers wise number of SMSs utilized for students support in FEBRUARY 2024.

S.NO.	Name of Regional Center	Total SMS used	% of total
1	Agartala	3923	0.56
2	Ahmedabad	0	0
3	Aizwal	1242	0.18
4	Aligarh	0	0
5	Angul	0	0
6	Bangalore	0	0
7	Bhagalpur	12897	1.84
8	Bhopal	0	0
9	Bhubaneswar	33800	4.81
10	Bijapur	4918	0.7
11	Chandigarh	0	0
12	Chennai	0	0
13	Cochin	0	0
14	Darbhanga	275	0.04
15	Dehradun	7779	1.11
16	Delhi-1	60237	8.58
17	Delhi-2	101610	14.47
18	Delhi-3	35205	5.01
19	Deoghar	3190	0.45
20	Gangtok	0	0
21	Guwahati	1	0
22	Hyderabad	61487	8.76
23	Imphal	27244	3.88
24	Itanagar	0	0
25	Jabalpur	653	0.09
26	Jaipur	41357	5.89
27	Jammu	2372	0.34
28	Jodhpur	300	0.04
29	Jorhat	1300	0.19
30	Karnal	15550	2.21
31	Khanna	0	0
32	Kohima	0	0
33	Kolkata	500	0.07
34	Koraput	12472	1.78
35	Lucknow	12725	1.81
36	Madurai	5009	0.71
37	Mumbai	0	0
38	Nagpur	42	0.01
39	NOIDA	8776	1.25

40	Panaji	0	0
41	Patna	70001	9.97
42	Port Blair	0	0
43	Pune	0	0
44	Raghunathganj	0	0
45	Raipur	40	0.01
46	Rajkot	528	0.08
47	Ranchi	18288	2.6
48	Saharsa	1161	0.17
49	Shillong	14165	2.02
50	Shimla	29025	4.13
51	Siliguri	0	0
52	Srinagar	16518	2.35
53	Trivandrum	7140	1.02
54	Varanasi	72045	10.26
55	Vatakara	1092	0.16
56	Vijayawada	53	0.01
57	Vishakhapatnam	17295	2.46
	Total	702215	100

Table 33 Regional centers wise number of grievance redressal camp(s) organized by RCs/LSCs in online and face to face mode in JANUARY 2024

S.NO.	Name of Regional Center	Number of Grievance Redressal Camp(s) organized by RCs/LSCs - (ONLINE mode)	Number of Grievance Redressal Camp(s) organized by RCs/LSCs - (face to face mode)	Total	% of total
1	Agartala	0	0	0	0
2	Ahmedabad	0	0	0	0
3	Aizwal	0	0	0	0
4	Aligarh	0	0	0	0
5	Angul	0	0	0	0
6	Bangalore	10	5	15	15.62
7	Bhagalpur	0	0	0	0
8	Bhopal	0	0	0	0
9	Bhubaneswar	0	0	0	0
10	Bijapur	0	0	0	0
11	Chandigarh	0	2	2	2.08
12	Chennai	2	0	2	2.08
13	Cochin	0	0	0	0
14	Darbhanga	0	0	0	0
15	Dehradun	6	1	7	7.29
16	Delhi-1	0	0	0	0
17	Delhi-2	0	0	0	0
18	Delhi-3	0	0	0	0
19	Deoghar	0	0	0	0
20	Gangtok	0	0	0	0
21	Guwahati	3	0	3	3.12
22	Hyderabad	0	0	0	0
23	Imphal	0	0	0	0
24	Itanagar	0	0	0	0
25	Jabalpur	0	0	0	0
26	Jaipur	2	0	2	2.08
27	Jammu	3	5	8	8.33
28	Jodhpur	6	0	6	6.25
29	Jorhat	0	0	0	0
30	Karnal	7	12	19	19.79
31	Khanna	0	1	1	1.04
32	Kohima	0	0	0	0
33	Kolkata	0	0	0	0

34	Koraput	1	0	1	1.04
35	Lucknow	0	2	2	2.08
36	Madurai	1	0	1	1.04
37	Mumbai	2	1	3	3.12
38	Nagpur	1	1	2	2.08
39	NOIDA	0	0	0	0
40	Panaji	0	0	0	0
41	Patna	1	0	1	1.04
42	Port Blair	0	1	1	1.04
43	Pune	0	0	0	0
44	Raghunathganj	0	0	0	0
45	Raipur	4	4	8	8.33
46	Rajkot	0	0	0	0
47	Ranchi	4	0	4	4.17
48	Saharsa	0	0	0	0
49	Shillong	0	0	0	0
50	Shimla	1	0	1	1.04
51	Siliguri	0	2	2	2.08
52	Srinagar	0	0	0	0
53	Trivandrum	0	0	0	0
54	Varanasi	3	2	5	5.21
55	Vatakara	0	0	0	0
56	Vijayawada	0	0	0	0
57	Vishakhapatnam	0	0	0	0
	Total	57	39	96	100

Part IX - Academic Activities by Regional Centre



Table 34 Regional centers wise number of research and professional development by regional center academics in JANUARY 2024.

S.NO.	Name of Regional Center	Total R & D	% of total R&D
1	Agartala	0	0
2	Ahmedabad	0	0
3	Aizwal	0	0
4	Aligarh	0	0
5	Angul	0	0
6	Bangalore	6	5.77
7	Bhagalpur	10	9.62
8	Bhopal	1	0.96
9	Bhubaneswar	0	0
10	Bijapur	4	3.85
11	Chandigarh	0	0
12	Chennai	0	0
13	Cochin	0	0
14	Darbhangha	2	1.92
15	Dehradun	0	0
16	Delhi-1	1	0.96
17	Delhi-2	5	4.81
18	Delhi-3	2	1.92
19	Deoghar	2	1.92
20	Gangtok	0	0
21	Guwahati	0	0
22	Hyderabad	0	0
23	Imphal	0	0
24	Itanagar	0	0
25	Jabalpur	9	8.65
26	Jaipur	7	6.73
27	Jammu	2	1.92
28	Jodhpur	5	4.81
29	Jorhat	1	0.96
30	Karnal	0	0
31	Khanna	1	0.96
32	Kohima	0	0
33	Kolkata	0	0
34	Koraput	3	2.88
35	Lucknow	13	12.5
36	Madurai	0	0
37	Mumbai	0	0
38	Nagpur	4	3.85
39	NOIDA	1	0.96

40	Panaji	0	0
41	Patna	3	2.88
42	Port Blair	2	1.92
43	Pune	0	0
44	Raghunathganj	0	0
45	Raipur	4	3.85
46	Rajkot	1	0.96
47	Ranchi	0	0
48	Saharsa	0	0
49	Shillong	1	0.96
50	Shimla	2	1.92
51	Siliguri	2	1.92
52	Srinagar	0	0
53	Trivandrum	0	0
54	Varanasi	3	2.88
55	Vatakara	1	0.96
56	Vijayawada	3	2.88
57	Vishakhapatnam	3	2.88
	Total	104	100



PART X—Accounts & Finance

Table 35: Regional Centre wise total expenditure in FEBRUARY 2024.

S.NO.	Name of Regional Center	Total expenditures	% of total
1	Agartala	2825716	1.24
2	Ahmedabad	3391163	1.49
3	Aizwal	2466978	1.08
4	Aligarh	0	0.00
5	Angul	1618408	0.71
6	Bangalore	3593393	1.58
7	Bhagalpur	1836926	0.81
8	Bhopal	2975866	1.31
9	Bhubaneswar	2915475	1.28
10	Bijapur	1745641	0.77
11	Chandigarh	4645145	2.04
12	Chennai	2101976	0.92
13	Cochin	4506208	1.98
14	Darbhanga	1575639	0.69
15	Dehradun	4549822	2.00
16	Delhi-1	16865928	7.42
17	Delhi-2	11626691	5.11
18	Delhi-3	13415960	5.90
19	Deoghar	3874824	1.70
20	Gangtok	1229362	0.54
21	Guwahati	3885796	1.71
22	Hyderabad	3208955	1.41
23	Imphal	3536749	1.56
24	Itanagar	2366723	1.04
25	Jabalpur	2047737	0.90
26	Jaipur	5302757	2.33
27	Jammu	1800123	0.79
28	Jodhpur	4297833	1.89
29	Jorhat	823094	0.36
30	Karnal	3530434	1.55
31	Khanna	3327684	1.46
32	Kohima	2127864	0.94
33	Kolkata	9939263	4.37
34	Koraput	1626906	0.72
35	Lucknow	8968983	3.94
36	Madurai	2257581	0.99
37	Mumbai	2357412	1.04
38	Nagpur	3189820	1.40
39	NOIDA	12072223	5.31
40	Panaji	3026044	1.33
41	Patna	2635481	1.16

42	Port Blair	1351659	0.59
43	Pune	3894002	1.71
44	Raghunathganj	0	0.00
45	Raipur	2576551	1.13
46	Rajkot	1118749	0.49
47	Ranchi	7601969	3.34
48	Saharsa	1190585	0.52
49	Shillong	3089278	1.36
50	Shimla	9236867	4.06
51	Siliguri	2712897	1.19
52	Srinagar	6286516	2.76
53	Trivandrum	4550328	2.00
54	Varanasi	7318218	3.22
55	Vatakara	2021727	0.89
56	Vijayawada	2408949	1.06
57	Vishakhapatnam	1959124	0.86
	Total	227408002	100.00




Table 36 Regional Centre wise expenditure on Salaries of Regular Staff in FEBRUARY 2024.

S.NO.	Name of Regional Center	Regular Staff Salary	Total expenditures	% of total
1	Agartala	1046160	2825716	37.02
2	Ahmedabad	1321683	3391163	38.97
3	Aizwal	1226371	2466978	49.71
4	Aligarh	0	0	0
5	Angul	276238	1618408	17.07
6	Bangalore	2592419	3593393	72.14
7	Bhagalpur	1024318	1836926	55.76
8	Bhopal	1886600	2975866	63.4
9	Bhubaneswar	1813837	2915475	62.21
10	Bijapur	454519	1745641	26.04
11	Chandigarh	2268657	4645145	48.84
12	Chennai	1578156	2101976	75.08
13	Cochin	1702802	4506208	37.79
14	Darbhanga	838163	1575639	53.2
15	Dehradun	1774639	4549822	39
16	Delhi-1	2025554	16865928	12.01
17	Delhi-2	2655945	11626691	22.84
18	Delhi-3	1436439	13415960	10.71
19	Deoghar	977446	3874824	25.23
20	Gangtok	773414	1229362	62.91
21	Guwahati	1736535	3885796	44.69
22	Hyderabad	2333034	3208955	72.7
23	Imphal	1025118	3536749	28.98
24	Itanagar	470886	2366723	19.9
25	Jabalpur	1374421	2047737	67.12
26	Jaipur	4202514	5302757	79.25
27	Jammu	1331503	1800123	73.97
28	Jodhpur	2246217	4297833	52.26
29	Jorhat	683456	823094	83.03
30	Karnal	1262695	3530434	35.77
31	Khanna	1179169	3327684	35.44
32	Kohima	731435	2127864	34.37
33	Kolkata	1980093	9939263	19.92
34	Koraput	1079084	1626906	66.33
35	Lucknow	2448581	8968983	27.3
36	Madurai	1325398	2257581	58.71
37	Mumbai	445682	2357412	18.91
38	Nagpur	1334408	3189820	41.83
39	NOIDA	2792840	12072223	23.13
40	Panaji	858802	3026044	28.38

41	Patna	2113225	2635481	80.18
42	Port Blair	881442	1351659	65.21
43	Pune	1647349	3894002	42.3
44	Raghunathganj	0	0	0
45	Raipur	1699441	2576551	65.96
46	Rajkot	547456	1118749	48.93
47	Ranchi	1735995	7601969	22.84
48	Saharsa	568971	1190585	47.79
49	Shillong	1596689	3089278	51.68
50	Shimla	1027446	9236867	11.12
51	Siliguri	1125678	2712897	41.49
52	Srinagar	442111	6286516	7.03
53	Trivandrum	1065124	4550328	23.41
54	Varanasi	2260360	7318218	30.89
55	Vatakara	604848	2021727	29.92
56	Vijayawada	1493230	2408949	61.99
57	Vishakhapatnam	861919	1959124	44
	Total	78186515	227408002	34.38

Table 37 Regional Centre wise expenditure on salaries of DW staff in FEBRUARY 2024.

S.NO.	Name of Regional Center	Daily Wage payment	Total Expenditure	% of total expenditure
1	Agartala	188141	4549822	4.14
2	Ahmedabad	1226717	16865928	7.27
3	Aizwal	993276	11626691	8.54
4	Aligarh	720301	13415960	5.37
5	Angul	199941	3874824	5.16
6	Bangalore	77868	1229362	6.33
7	Bhagalpur	219993	3885796	5.66
8	Bhopal	58768	3208955	1.83
9	Bhubaneswar	57624	3536749	1.63
10	Bijapur	242665	2366723	10.25
11	Chandigarh	135016	2047737	6.59
12	Chennai	177484	5302757	3.35
13	Cochin	190670	1800123	10.59
14	Darbhanga	178825	4297833	4.16
15	Dehradun	0	823094	0
16	Delhi-1	17600	3530434	0.5
17	Delhi-2	358807	3327684	10.78
18	Delhi-3	48048	2127864	2.26
19	Deoghar	612437	9939263	6.16
20	Gangtok	294834	1626906	18.12
21	Guwahati	168041	8968983	1.87
22	Hyderabad	47701	2257581	2.11
23	Imphal	198924	2357412	8.44
24	Itanagar	0	3189820	0
25	Jabalpur	434742	12072223	3.6
26	Jaipur	0	3026044	0
27	Jammu	6000	2635481	0.23
28	Jodhpur	274184	1351659	20.28
29	Jorhat	124521	3894002	3.2
30	Karnal	0	0	0
31	Khanna	197453	2576551	7.66
32	Kohima	143664	1118749	12.84
33	Kolkata	235065	7601969	3.09
34	Koraput	486346	1190585	40.85
35	Lucknow	130079	3089278	4.21
36	Madurai	210643	9236867	2.28
37	Mumbai	286050	2712897	10.54
38	Nagpur	432233	6286516	6.88
39	NOIDA	0	4550328	0
40	Panaji	152924	7318218	2.09

41	Patna	199561	2021727	9.87
42	Port Blair	107916	2408949	4.48
43	Pune	86265	1959124	4.4
44	Raghunathganj	11559494	227408002	5.08
45	Raipur	188141	4549822	4.14
46	Rajkot	1226717	16865928	7.27
47	Ranchi	993276	11626691	8.54
48	Saharsa	720301	13415960	5.37
49	Shillong	199941	3874824	5.16
50	Shimla	77868	1229362	6.33
51	Siliguri	219993	3885796	5.66
52	Srinagar	58768	3208955	1.83
53	Trivandrum	57624	3536749	1.63
54	Varanasi	242665	2366723	10.25
55	Vatakara	135016	2047737	6.59
56	Vijayawada	177484	5302757	3.35
57	Vishakhapatnam	190670	1800123	10.59
	Total	178825	4297833	4.16

Table 38 Regional Centre wise expenditure on Regional Centre' Security in FEBRUARY 2024.

S.NO.	Name of Regional Center	Security	Total Expenditure	% of total expnditure
1	Agartala	23664	2825716	0.84
2	Ahmedabad	84888	3391163	2.5
3	Aizwal	0	2466978	0
4	Aligarh	0	0	0
5	Angul	0	1618408	0
6	Bangalore	41252	3593393	1.15
7	Bhagalpur	0	1836926	0
8	Bhopal	118819	2975866	3.99
9	Bhubaneswar	174792	2915475	6
10	Bijapur	0	1745641	0
11	Chandigarh	0	4645145	0
12	Chennai	69494	2101976	3.31
13	Cochin	229137	4506208	5.08
14	Darbhangha	176784	1575639	11.22
15	Dehradun	0	4549822	0
16	Delhi-1	0	16865928	0
17	Delhi-2	0	11626691	0
18	Delhi-3	0	13415960	0
19	Deoghar	51150	3874824	1.32
20	Gangtok	33516	1229362	2.73
21	Guwahati	87466	3885796	2.25
22	Hyderabad	110032	3208955	3.43
23	Imphal	0	3536749	0
24	Itanagar	46254	2366723	1.95
25	Jabalpur	131158	2047737	6.41
26	Jaipur	0	5302757	0
27	Jammu	55465	1800123	3.08
28	Jodhpur	176556	4297833	4.11
29	Jorhat	76056	823094	9.24
30	Karnal	267932	3530434	7.59
31	Khanna	100877	3327684	3.03
32	Kohima	0	2127864	0
33	Kolkata	170531	9939263	1.72
34	Koraput	45483	1626906	2.8
35	Lucknow	56680	8968983	0.63
36	Madurai	55991	2257581	2.48
37	Mumbai	221994	2357412	9.42
38	Nagpur	51143	3189820	1.6
39	NOIDA	0	12072223	0
40	Panaji	135919	3026044	4.49

41	Patna	0	2635481	0
42	Port Blair	0	1351659	0
43	Pune	0	3894002	0
44	Raghunathganj	0	0	0
45	Raipur	59375	2576551	2.3
46	Rajkot	0	1118749	0
47	Ranchi	102958	7601969	1.35
48	Saharsa	0	1190585	0
49	Shillong	62190	3089278	2.01
50	Shimla	49448	9236867	0.54
51	Siliguri	181446	2712897	6.69
52	Srinagar	0	6286516	0
53	Trivandrum	0	4550328	0
54	Varanasi	82398	7318218	1.13
55	Vatakara	0	2021727	0
56	Vijayawada	60548	2408949	2.51
57	Vishakhapatnam	0	1959124	0
	Total	3391396	227408002	1.49

Table 39 Regional Centre wise expenditure on rent of Regional Centre' Building in FEBRUARY 2024.

S.NO.	Name of Regional Center	Building Rent	Total Expenditure	% of total expenditure
1	Agartala	0	2825716	0
2	Ahmedabad	0	3391163	0
3	Aizwal	0	2466978	0
4	Aligarh	0	0	0
5	Angul	0	1618408	0
6	Bangalore	277381	3593393	7.72
7	Bhagalpur	0	1836926	0
8	Bhopal	0	2975866	0
9	Bhubaneswar	0	2915475	0
10	Bijapur	0	1745641	0
11	Chandigarh	0	4645145	0
12	Chennai	119794	2101976	5.7
13	Cochin	0	4506208	0
14	Darbhanga	0	1575639	0
15	Dehradun	0	4549822	0
16	Delhi-1	0	16865928	0
17	Delhi-2	531000	11626691	4.57
18	Delhi-3	708000	13415960	5.28
19	Deoghar	181418	3874824	4.68
20	Gangtok	117000	1229362	9.52
21	Guwahati	270000	3885796	6.95
22	Hyderabad	269169	3208955	8.39
23	Imphal	1219428	3536749	34.48
24	Itanagar	0	2366723	0
25	Jabalpur	0	2047737	0
26	Jaipur	0	5302757	0
27	Jammu	0	1800123	0
28	Jodhpur	0	4297833	0
29	Jorhat	0	823094	0
30	Karnal	0	3530434	0
31	Khanna	0	3327684	0
32	Kohima	80200	2127864	3.77
33	Kolkata	0	9939263	0
34	Koraput	3340	1626906	0.21
35	Lucknow	0	8968983	0
36	Madurai	0	2257581	0
37	Mumbai	64335	2357412	2.73
38	Nagpur	206468	3189820	6.47
39	NOIDA	202450	12072223	1.68

40	Panaji	147828	3026044	4.89
41	Patna	0	2635481	0
42	Port Blair	9028	1351659	0.67
43	Pune	393837	3894002	10.11
44	Raghunathganj	0	0	0
45	Raipur	0	2576551	0
46	Rajkot	0	1118749	0
47	Ranchi	1136000	7601969	14.94
48	Saharsa	0	1190585	0
49	Shillong	0	3089278	0
50	Shimla	128658	9236867	1.39
51	Siliguri	69334	2712897	2.56
52	Srinagar	750000	6286516	11.93
53	Trivandrum	0	4550328	0
54	Varanasi	65048	7318218	0.89
55	Vatakara	59700	2021727	2.95
56	Vijayawada	72328	2408949	3
57	Vishakhapatnam	784479	1959124	40.04
	Total	7866223	227408002	3.46

Table 40 Regional Centre wise expenditure on tours and travels in FEBRUARY 2024.

S.NO.	Name of Regional Center	Travel and hiring of taxi	Total Expenditure	% of total expenditure
1	Agartala	0	2825716	0
2	Ahmedabad	0	3391163	0
3	Aizwal	0	2466978	0
4	Aligarh	0	0	0
5	Angul	0	1618408	0
6	Bangalore	20432	3593393	0.57
7	Bhagalpur	24845	1836926	1.35
8	Bhopal	0	2975866	0
9	Bhubaneswar	59487	2915475	2.04
10	Bijapur	0	1745641	0
11	Chandigarh	24577	4645145	0.53
12	Chennai	4908	2101976	0.23
13	Cochin	0	4506208	0
14	Darbhanga	0	1575639	0
15	Dehradun	0	4549822	0
16	Delhi-1	13038	16865928	0.08
17	Delhi-2	89848	11626691	0.77
18	Delhi-3	32229	13415960	0.24
19	Deoghar	5278	3874824	0.14
20	Gangtok	66346	1229362	5.4
21	Guwahati	4123	3885796	0.11
22	Hyderabad	0	3208955	0
23	Imphal	0	3536749	0
24	Itanagar	18200	2366723	0.77
25	Jabalpur	0	2047737	0
26	Jaipur	5693	5302757	0.11
27	Jammu	0	1800123	0
28	Jodhpur	9200	4297833	0.21
29	Jorhat	0	823094	0
30	Karnal	0	3530434	0
31	Khanna	0	3327684	0
32	Kohima	3700	2127864	0.17
33	Kolkata	16765	9939263	0.17
34	Koraput	0	1626906	0
35	Lucknow	24268	8968983	0.27
36	Madurai	0	2257581	0
37	Mumbai	0	2357412	0
38	Nagpur	14962	3189820	0.47
39	NOIDA	8730	12072223	0.07
40	Panaji	8100	3026044	0.27

41	Patna	0	2635481	0
42	Port Blair	0	1351659	0
43	Pune	0	3894002	0
44	Raghunathganj	0	0	0
45	Raipur	0	2576551	0
46	Rajkot	0	1118749	0
47	Ranchi	93546	7601969	1.23
48	Saharsa	8692	1190585	0.73
49	Shillong	0	3089278	0
50	Shimla	37832	9236867	0.41
51	Siliguri	66290	2712897	2.44
52	Srinagar	14798	6286516	0.24
53	Trivandrum	25330	4550328	0.56
54	Varanasi	0	7318218	0
55	Vatakara	13900	2021727	0.69
56	Vijayawada	0	2408949	0
57	Vishakhapatnam	3966	1959124	0.2
	Total	719083	227408002	0.32

Table 41 Regional Centre wise expenditure on meetings/orientations/workshops' in FEBRUARY 2024.

S.NO.	Name of Regional Center	Meeting/ workshop/Orientation Programme etc	Total Expenditure	% of total expenditure
1	Agartala	0	2825716	0
2	Ahmedabad	0	3391163	0
3	Aizwal	0	2466978	0
4	Aligarh	0	0	0
5	Angul	0	1618408	0
6	Bangalore	0	3593393	0
7	Bhagalpur	0	1836926	0
8	Bhopal	0	2975866	0
9	Bhubaneswar	0	2915475	0
10	Bijapur	0	1745641	0
11	Chandigarh	0	4645145	0
12	Chennai	0	2101976	0
13	Cochin	0	4506208	0
14	Darbhanga	0	1575639	0
15	Dehradun	0	4549822	0
16	Delhi-1	0	16865928	0
17	Delhi-2	0	11626691	0
18	Delhi-3	0	13415960	0
19	Deoghar	5962	3874824	0.15
20	Gangtok	1585	1229362	0.13
21	Guwahati	71790	3885796	1.85
22	Hyderabad	0	3208955	0
23	Imphal	0	3536749	0
24	Itanagar	0	2366723	0
25	Jabalpur	0	2047737	0
26	Jaipur	145852	5302757	2.75
27	Jammu	0	1800123	0
28	Jodhpur	0	4297833	0
29	Jorhat	0	823094	0
30	Karnal	0	3530434	0
31	Khanna	0	3327684	0
32	Kohima	144705	2127864	6.8
33	Kolkata	0	9939263	0
34	Koraput	0	1626906	0
35	Lucknow	0	8968983	0
36	Madurai	0	2257581	0
37	Mumbai	0	2357412	0
38	Nagpur	0	3189820	0

39	NOIDA	0	12072223	0
40	Panaji	0	3026044	0
41	Patna	0	2635481	0
42	Port Blair	0	1351659	0
43	Pune	0	3894002	0
44	Raghunathganj	0	0	0
45	Raipur	0	2576551	0
46	Rajkot	0	1118749	0
47	Ranchi	0	7601969	0
48	Saharsa	0	1190585	0
49	Shillong	102531	3089278	3.32
50	Shimla	0	9236867	0
51	Siliguri	10698	2712897	0.39
52	Srinagar	0	6286516	0
53	Trivandrum	0	4550328	0
54	Varanasi	13090	7318218	0.18
55	Vatakara	0	2021727	0
56	Vijayawada	0	2408949	0
57	Vishakhapatnam	0	1959124	0
	Total	496213	227408002	0.22

Table 42 Regional Centre wise expenditure on Printing/Publicity etc in FEBRUARY 2024.

S.NO.	Name of Regional Center	Printing/Publicity	Total Expenditure	% of total expenditure
1	Agartala	11475	2825716	0.41
2	Ahmedabad	0	3391163	0
3	Aizwal	0	2466978	0
4	Aligarh	0	0	0
5	Angul	0	1618408	0
6	Bangalore	0	3593393	0
7	Bhagalpur	200	1836926	0.01
8	Bhopal	0	2975866	0
9	Bhubaneswar	200	2915475	0.01
10	Bijapur	0	1745641	0
11	Chandigarh	0	4645145	0
12	Chennai	4020	2101976	0.19
13	Cochin	2200	4506208	0.05
14	Darbhanga	9770	1575639	0.62
15	Dehradun	0	4549822	0
16	Delhi-1	9700	16865928	0.06
17	Delhi-2	0	11626691	0
18	Delhi-3	24633	13415960	0.18
19	Deoghar	21711	3874824	0.56
20	Gangtok	0	1229362	0
21	Guwahati	2970	3885796	0.08
22	Hyderabad	9936	3208955	0.31
23	Imphal	0	3536749	0
24	Itanagar	10773	2366723	0.46
25	Jabalpur	0	2047737	0
26	Jaipur	27251	5302757	0.51
27	Jammu	0	1800123	0
28	Jodhpur	0	4297833	0
29	Jorhat	1733	823094	0.21
30	Karnal	8968	3530434	0.25
31	Khanna	0	3327684	0
32	Kohima	10000	2127864	0.47
33	Kolkata	0	9939263	0
34	Koraput	0	1626906	0
35	Lucknow	10700	8968983	0.12
36	Madurai	0	2257581	0
37	Mumbai	0	2357412	0
38	Nagpur	29846	3189820	0.94
39	NOIDA	250	12072223	0
40	Panaji	0	3026044	0

41	Patna	0	2635481	0
42	Port Blair	2950	1351659	0.22
43	Pune	1180	3894002	0.03
44	Raghunathganj	0	0	0
45	Raipur	0	2576551	0
46	Rajkot	0	1118749	0
47	Ranchi	29603	7601969	0.39
48	Saharsa	0	1190585	0
49	Shillong	0	3089278	0
50	Shimla	13436	9236867	0.15
51	Siliguri	81656	2712897	3.01
52	Srinagar	92380	6286516	1.47
53	Trivandrum	571	4550328	0.01
54	Varanasi	1750	7318218	0.02
55	Vatakara	7430	2021727	0.37
56	Vijayawada	0	2408949	0
57	Vishakhapatnam	2350	1959124	0.12
	Total	429642	227408002	0.19



Table 43 Regional Centre wise other expenditure in FEBRUARY 2024.

S.NO.	Name of Regional Center	Other Expenditure	Total Expenditure	% of total expenditure
1	Agartala	470459	4549822	10.34
2	Ahmedabad	915476	16865928	5.43
3	Aizwal	2526479	11626691	21.73
4	Aligarh	362586	13415960	2.7
5	Angul	196689	3874824	5.08
6	Bangalore	96024	1229362	7.81
7	Bhagalpur	113184	3885796	2.91
8	Bhopal	170986	3208955	5.33
9	Bhubaneswar	957809	3536749	27.08
10	Bijapur	580250	2366723	24.52
11	Chandigarh	47107	2047737	2.3
12	Chennai	378136	5302757	7.13
13	Cochin	222485	1800123	12.36
14	Darbhanga	1499496	4297833	34.89
15	Dehradun	57889	823094	7.03
16	Delhi-1	1973239	3530434	55.89
17	Delhi-2	393903	3327684	11.84
18	Delhi-3	216127	2127864	10.16
19	Deoghar	3285300	9939263	33.05
20	Gangtok	65345	1626906	4.02
21	Guwahati	2160459	8968983	24.09
22	Hyderabad	468758	2257581	20.76
23	Imphal	94598	2357412	4.01
24	Itanagar	400642	3189820	12.56
25	Jabalpur	5714409	12072223	47.34
26	Jaipur	1800405	3026044	59.5
27	Jammu	476979	2635481	18.1
28	Jodhpur	115055	1351659	8.51
29	Jorhat	465910	3894002	11.96
30	Karnal	0	0	0
31	Khanna	425402	2576551	16.51
32	Kohima	295967	1118749	26.46
33	Kolkata	2089148	7601969	27.48
34	Koraput	126576	1190585	10.63
35	Lucknow	339337	3089278	10.98
36	Madurai	4602171	9236867	49.82
37	Mumbai	242359	2712897	8.93
38	Nagpur	408041	6286516	6.49
39	NOIDA	981395	4550328	21.57
40	Panaji	3644417	7318218	49.8

41	Patna	194749	2021727	9.63
42	Port Blair	355808	2408949	14.77
43	Pune	98952	1959124	5.05
44	Raghunathganj	45481112	2.27E+08	20
45	Raipur	470459	4549822	10.34
46	Rajkot	915476	16865928	5.43
47	Ranchi	2526479	11626691	21.73
48	Saharsa	362586	13415960	2.7
49	Shillong	196689	3874824	5.08
50	Shimla	96024	1229362	7.81
51	Siliguri	113184	3885796	2.91
52	Srinagar	170986	3208955	5.33
53	Trivandrum	957809	3536749	27.08
54	Varanasi	580250	2366723	24.52
55	Vatakara	47107	2047737	2.3
56	Vijayawada	378136	5302757	7.13
57	Vishakhapatnam	222485	1800123	12.36
	Total	1499496	4297833	34.89



**PART XI – Expenditures On Functioning of Learner
Support Centers**

Table 44 Regional Centre wise expenditure on payment of salaries of Part-time functionaries of LSCs in FEBRUARY 2024.

S.NO.	Name of Regional Center	LSC/PSC/SSC Payments (Salary of Part Time functionaries)	Total Expenditure	% of total
1	Agartala	322804	2825716	11.42
2	Ahmedabad	472470	3391163	13.93
3	Aizwal	621940	2466978	25.21
4	Aligarh	0	0	0
5	Angul	416020	1618408	25.71
6	Bangalore	0	3593393	0
7	Bhagalpur	183380	1836926	9.98
8	Bhopal	0	2975866	0
9	Bhubaneswar	0	2915475	0
10	Bijapur	624800	1745641	35.79
11	Chandigarh	727245	4645145	15.66
12	Chennai	146860	2101976	6.99
13	Cochin	32950	4506208	0.73
14	Darbhangha	0	1575639	0
15	Dehradun	1018540	4549822	22.39
16	Delhi-1	1139707	16865928	6.76
17	Delhi-2	0	11626691	0
18	Delhi-3	2265421	13415960	16.89
19	Deoghar	1736516	3874824	44.82
20	Gangtok	0	1229362	0
21	Guwahati	533410	3885796	13.73
22	Hyderabad	0	3208955	0
23	Imphal	0	3536749	0
24	Itanagar	223960	2366723	9.46
25	Jabalpur	306960	2047737	14.99
26	Jaipur	0	5302757	0
27	Jammu	0	1800123	0
28	Jodhpur	0	4297833	0
29	Jorhat	3960	823094	0.48
30	Karnal	0	3530434	0
31	Khanna	0	3327684	0
32	Kohima	835780	2127864	39.28
33	Kolkata	592614	9939263	5.96
34	Koraput	138820	1626906	8.53
35	Lucknow	2561317	8968983	28.56
36	Madurai	203561	2257581	9.02
37	Mumbai	789709	2357412	33.5
38	Nagpur	340150	3189820	10.66

39	NOIDA	1352990	12072223	11.21
40	Panaji	0	3026044	0
41	Patna	0	2635481	0
42	Port Blair	60650	1351659	4.49
43	Pune	448068	3894002	11.51
44	Raghunathganj	0	0	0
45	Raipur	194880	2576551	7.56
46	Rajkot	36850	1118749	3.29
47	Ranchi	827240	7601969	10.88
48	Saharsa	0	1190585	0
49	Shillong	692220	3089278	22.41
50	Shimla	1627250	9236867	17.62
51	Siliguri	453540	2712897	16.72
52	Srinagar	1500140	6286516	23.86
53	Trivandrum	297360	4550328	6.53
54	Varanasi	455043	7318218	6.22
55	Vatakara	668840	2021727	33.08
56	Vijayawada	196777	2408949	8.17
57	Vishakhapatnam	121193	1959124	6.19
	Total	25171935	227408002	11.07

Table 45 Regional Centre wise expenditure on payment for Counseling, Assignment Evaluation, Practical's etc in February 2024.

S.NO.	Name of Regional Center	LSC/PSC/SSC Payments (Counselling, Assignment Evaluation, Practical's etc)	Total Expenditure	% of total expenditure
1	Agartala	904020	2825716	31.99
2	Ahmedabad	879486	3391163	25.93
3	Aizwal	209355	2466978	8.49
4	Aligarh	0	0	0
5	Angul	109569	1618408	6.77
6	Bangalore	88065	3593393	2.45
7	Bhagalpur	482094	1836926	26.24
8	Bhopal	45826	2975866	1.54
9	Bhubaneswar	183049	2915475	6.28
10	Bijapur	411801	1745641	23.59
11	Chandigarh	1427586	4645145	30.73
12	Chennai	20890	2101976	0.99
13	Cochin	1291509	4506208	28.66
14	Darbhangha	0	1575639	0
15	Dehradun	1098043	4549822	24.13
16	Delhi-1	11535736	16865928	68.4
17	Delhi-2	4830143	11626691	41.54
18	Delhi-3	7866351	13415960	58.63
19	Deoghar	498713	3874824	12.87
20	Gangtok	63609	1229362	5.17
21	Guwahati	846325	3885796	21.78
22	Hyderabad	257030	3208955	8.01
23	Imphal	276770	3536749	7.83
24	Itanagar	773735	2366723	32.69
25	Jabalpur	53075	2047737	2.59
26	Jaipur	365827	5302757	6.9
27	Jammu	0	1800123	0
28	Jodhpur	187539	4297833	4.36
29	Jorhat	0	823094	0
30	Karnal	0	3530434	0
31	Khanna	1294928	3327684	38.91
32	Kohima	57869	2127864	2.72
33	Kolkata	3281523	9939263	33.02
34	Koraput	0	1626906	0
35	Lucknow	1538937	8968983	17.16
36	Madurai	156172	2257581	6.92
37	Mumbai	542170	2357412	23
38	Nagpur	812201	3189820	25.46

39	NOIDA	1565812	12072223	12.97
40	Panaji	74990	3026044	2.48
41	Patna	39277	2635481	1.49
42	Port Blair	8350	1351659	0.62
43	Pune	813137	3894002	20.88
44	Raghunathganj	0	0	0
45	Raipur	0	2576551	0
46	Rajkot	94812	1118749	8.47
47	Ranchi	1352414	7601969	17.79
48	Saharsa	0	1190585	0
49	Shillong	166232	3089278	5.38
50	Shimla	1539983	9236867	16.67
51	Siliguri	195846	2712897	7.22
52	Srinagar	2646813	6286516	42.1
53	Trivandrum	2180548	4550328	47.92
54	Varanasi	643188	7318218	8.79
55	Vatakara	272699	2021727	13.49
56	Vijayawada	122342	2408949	5.08
57	Vishakhapatnam	0	1959124	0
	Total	54106389	227408002	23.79

Table 46 Regional Centre wise expenditure on the functioning (salaries + counseling, assignments, evaluation) of LSCs in FEBRUARY 2024.

S.NO.	Name of Regional Center	Total expenses on LSCs functioning	Total Expenditure	% of total on LSC functioning
1	Agartala	1226824	2825716	43.42
2	Ahmedabad	1351956	3391163	39.87
3	Aizwal	831295	2466978	33.7
4	Aligarh	0	0	0
5	Angul	525589	1618408	32.48
6	Bangalore	88065	3593393	2.45
7	Bhagalpur	665474	1836926	36.23
8	Bhopal	45826	2975866	1.54
9	Bhubaneswar	183049	2915475	6.28
10	Bijapur	1036601	1745641	59.38
11	Chandigarh	2154831	4645145	46.39
12	Chennai	167750	2101976	7.98
13	Cochin	1324459	4506208	29.39
14	Darbhangha	0	1575639	0
15	Dehradun	2116583	4549822	46.52
16	Delhi-1	12675443	16865928	75.15
17	Delhi-2	4830143	11626691	41.54
18	Delhi-3	10131772	13415960	75.52
19	Deoghar	2235229	3874824	57.69
20	Gangtok	63609	1229362	5.17
21	Guwahati	1379735	3885796	35.51
22	Hyderabad	257030	3208955	8.01
23	Imphal	276770	3536749	7.83
24	Itanagar	997695	2366723	42.16
25	Jabalpur	360035	2047737	17.58
26	Jaipur	365827	5302757	6.9
27	Jammu	0	1800123	0
28	Jodhpur	187539	4297833	4.36
29	Jorhat	3960	823094	0.48
30	Karnal	0	3530434	0
31	Khanna	1294928	3327684	38.91
32	Kohima	893649	2127864	42
33	Kolkata	3874137	9939263	38.98
34	Koraput	138820	1626906	8.53
35	Lucknow	4100254	8968983	45.72
36	Madurai	359733	2257581	15.93
37	Mumbai	1331879	2357412	56.5
38	Nagpur	1152351	3189820	36.13
39	NOIDA	2918802	12072223	24.18

40	Panaji	74990	3026044	2.48
41	Patna	39277	2635481	1.49
42	Port Blair	69000	1351659	5.1
43	Pune	1261205	3894002	32.39
44	Raghunathganj	0	0	0
45	Raipur	194880	2576551	7.56
46	Rajkot	131662	1118749	11.77
47	Ranchi	2179654	7601969	28.67
48	Saharsa	0	1190585	0
49	Shillong	858452	3089278	27.79
50	Shimla	3167233	9236867	34.29
51	Siliguri	649386	2712897	23.94
52	Srinagar	4146953	6286516	65.97
53	Trivandrum	2477908	4550328	54.46
54	Varanasi	1098231	7318218	15.01
55	Vatakara	941539	2021727	46.57
56	Vijayawada	319119	2408949	13.25
57	Vishakhapatnam	121193	1959124	6.19
	Total	79278324	227408002	34.86

PART XII - Staff Strength



Table 47 Regional Centre wise staff strength in FEBRUARY 2024.

S.NO.	Name of Regional Center	Academic Staff	Non Academic Staff	Daily Wage staff Engaged at Regional Centre	Daily Wage staff Engaged at Ware House	Security Guards	Total staff strength
1	Agartala	2	6	8	0	3	19
2	Ahmedabad	3	7	2	2	4	18
3	Aizwal	2	6	6	0	0	14
4	Aligarh	1	0	2	0	0	3
5	Angul	1	3	1	0	0	5
6	Bangalore	4	12	5	0	3	24
7	Bhagalpur	3	3	5	0	0	11
8	Bhopal	5	10	10	0	3	28
9	Bhubaneswar	4	9	10	0	6	29
10	Bijapur	3	0	6	0	0	9
11	Chandigarh	3	8	3	0	0	14
12	Chennai	2	10	0	0	3	15
13	Cochin	3	10	5	0	8	26
14	Darbhanga	3	5	7	0	4	19
15	Dehradun	3	10	4	0	3	20
16	Delhi-1	4	12	24	0	9	49
17	Delhi-2	6	17	32	0	6	61
18	Delhi-3	3	9	21	4	0	37
19	Deoghar	4	4	5	0	3	16
20	Gangtok	1	4	4	0	3	12
21	Guwahati	3	10	7	0	3	23
22	Hyderabad	4	10	3	0	3	20
23	Imphal	2	7	4	0	0	13
24	Itanagar	2	2	16	5	3	28
25	Jabalpur	4	5	5	0	6	20
26	Jaipur	4	14	6	0	3	27
27	Jammu	4	3	10	0	5	22
28	Jodhpur	4	4	3	0	3	14
29	Jorhat	1	4	5	0	3	13
30	Karnal	2	10	1	0	3	16
31	Khanna	3	4	11	0	4	22
32	Kohima	1	8	3	0	0	12
33	Kolkata	3	13	10	0	3	29
34	Koraput	3	3	6	0	3	15
35	Lucknow	5	10	5	0	9	29

36	Madurai	2	8	1	1	3	15
37	Mumbai	2	3	8	0	3	16
38	Nagpur	3	5	0	0	3	11
39	NOIDA	5	14	14	0	6	39
40	Panaji	2	2	7	0	3	14
41	Patna	4	13	3	0	4	24
42	Port Blair	4	5	6	0	0	15
43	Pune	4	7	5	0	0	16
44	Raghunathganj	0	1	1	0	0	2
45	Raipur	3	3	9	0	3	18
46	Rajkot	1	4	7	0	0	12
47	Ranchi	3	10	8	0	3	24
48	Saharsa	1	4	6	0	3	14
49	Shillong	3	9	7	0	4	23
50	Shimla	2	5	6	0	2	15
51	Siliguri	2	5	6	0	3	16
52	Srinagar	5	7	6	12	3	33
53	Trivandrum	3	3	10	0	6	22
54	Varanasi	3	7	6	0	3	19
55	Vatakara	2	1	7	0	0	10
56	Vijayawada	2	6	4	0	3	15
57	Vishakhapatnam	2	3	3	0	0	8
	Total	163	377	385	24	164	1113

PART XIII – Ratio : Expenditure, Enrolment and Staff



Table 48 Expenditure – staff ratio in the FEBRUARY 2024

S.No.	Name of Regional Center	Total Expenditure	Staff strength	Ratio of Exp-Staff
1	Agartala	2825716	19	148721.89
2	Ahmedabad	3391163	18	188397.94
3	Aizwal	2466978	14	176212.71
4	Aligarh	0	3	0
5	Angul	1618408	5	323681.6
6	Bangalore	3593393	24	149724.71
7	Bhagalpur	1836926	11	166993.27
8	Bhopal	2975866	28	106280.93
9	Bhubaneswar	2915475	29	100533.62
10	Bijapur	1745641	9	193960.11
11	Chandigarh	4645145	14	331796.07
12	Chennai	2101976	15	140131.73
13	Cochin	4506208	26	173315.69
14	Darbhangha	1575639	19	82928.37
15	Dehradun	4549822	20	227491.1
16	Delhi-1	16865928	49	344202.61
17	Delhi-2	11626691	61	190601.49
18	Delhi-3	13415960	37	362593.51
19	Deoghar	3874824	16	242176.5
20	Gangtok	1229362	12	102446.83
21	Guwahati	3885796	23	168947.65
22	Hyderabad	3208955	20	160447.75
23	Imphal	3536749	13	272057.62
24	Itanagar	2366723	28	84525.82
25	Jabalpur	2047737	20	102386.85
26	Jaipur	5302757	27	196398.41
27	Jammu	1800123	22	81823.77
28	Jodhpur	4297833	14	306988.07
29	Jorhat	823094	13	63314.92
30	Karnal	3530434	16	220652.12
31	Khanna	3327684	22	151258.36
32	Kohima	2127864	12	177322
33	Kolkata	9939263	29	342733.21
34	Koraput	1626906	15	108460.4
35	Lucknow	8968983	29	309275.28
36	Madurai	2257581	15	150505.4
37	Mumbai	2357412	16	147338.25
38	Nagpur	3189820	11	289983.64

39	NOIDA	12072223	39	309544.18
40	Panaji	3026044	14	216146
41	Patna	2635481	24	109811.71
42	Port Blair	1351659	15	90110.6
43	Pune	3894002	16	243375.12
44	Raghunathganj	0	2	0
45	Raipur	2576551	18	143141.72
46	Rajkot	1118749	12	93229.08
47	Ranchi	7601969	24	316748.71
48	Saharsa	1190585	14	85041.79
49	Shillong	3089278	23	134316.43
50	Shimla	9236867	15	615791.13
51	Siliguri	2712897	16	169556.06
52	Srinagar	6286516	33	190500.48
53	Trivandrum	4550328	22	206833.09
54	Varanasi	7318218	19	385169.37
55	Vatakara	2021727	10	202172.7
56	Vijayawada	2408949	15	160596.6
57	Vishakhapatnam	1959124	8	244890.5
	Total	227408002	1113	204319.86

Table 49 Expenditure – enrollment (Fresh) ratio in the FEBRUARY 2024

S. No.	Regional centre	Total Expenditure	Total enrollment	Expenditure-enrollment ratio
1	Agartala	2825716	4065	695.13
2	Ahmedabad	3391163	7288	465.31
3	Aizwal	2466978	3597	685.84
4	Aligarh	0	2275	0
5	Angul	1618408	663	2441.04
6	Bangalore	3593393	10900	329.67
7	Bhagalpur	1836926	5712	321.59
8	Bhopal	2975866	6327	470.34
9	Bhubaneswar	2915475	13908	209.63
10	Bijapur	1745641	2237	780.35
11	Chandigarh	4645145	11791	393.96
12	Chennai	2101976	4794	438.46
13	Cochin	4506208	18742	240.43
14	Darbhanga	1575639	13003	121.18
15	Dehradun	4549822	9371	485.52
16	Delhi-1	16865928	43767	385.36
17	Delhi-2	11626691	65996	176.17
18	Delhi-3	13415960	40845	328.46

19	Deoghar	3874824	6333	611.85
20	Gangtok	1229362	2635	466.55
21	Guwahati	3885796	13332	291.46
22	Hyderabad	3208955	6908	464.53
23	Imphal	3536749	3671	963.43
24	Itanagar	2366723	4206	562.7
25	Jabalpur	2047737	2536	807.47
26	Jaipur	5302757	11040	480.32
27	Jammu	1800123	21184	84.98
28	Jodhpur	4297833	4787	897.81
29	Jorhat	823094	5949	138.36
30	Karnal	3530434	37707	93.63
31	Khanna	3327684	14870	223.79
32	Kohima	2127864	2191	971.18
33	Kolkata	9939263	22376	444.19
34	Koraput	1626906	4369	372.37
35	Lucknow	8968983	11738	764.1
36	Madurai	2257581	3252	694.21
37	Mumbai	2357412	7762	303.71
38	Nagpur	3189820	3993	798.85
39	NOIDA	12072223	14783	816.63
40	Panaji	3026044	3529	857.48
41	Patna	2635481	37051	71.13
42	Port Blair	1351659	2142	631.03
43	Pune	3894002	7151	544.54
44	Raghunathganj	0	459	0
45	Raipur	2576551	3394	759.15
46	Rajkot	1118749	1418	788.96
47	Ranchi	7601969	17247	440.77
48	Saharsa	1190585	11460	103.89
49	Shillong	3089278	5059	610.65
50	Shimla	9236867	27628	334.33
51	Siliguri	2712897	5605	484.01
52	Srinagar	6286516	27926	225.11
53	Trivandrum	4550328	14031	324.31
54	Varanasi	7318218	8474	863.61
55	Vatakara	2021727	19602	103.14
56	Vijayawada	2408949	3068	785.19
57	Vishakhapatnam	1959124	2522	776.81
	Total	227408002	668669	340.09

Table 50 Enrollment (Fresh) – staff ratio in the FEBRUARY 2024

S. No.	Regional centre	Total enrollment	Staff strength	Enroll-Staff ratio
1	Agartala	4065	19	213.95
2	Ahmedabad	7288	18	404.89
3	Aizwal	3597	14	256.93
4	Aligarh	2275	3	758.33
5	Angul	663	5	132.6
6	Bangalore	10900	24	454.17
7	Bhagalpur	5712	11	519.27
8	Bhopal	6327	28	225.96
9	Bhubaneswar	13908	29	479.59
10	Bijapur	2237	9	248.56
11	Chandigarh	11791	14	842.21
12	Chennai	4794	15	319.6
13	Cochin	18742	26	720.85
14	Darbhanga	13003	19	684.37
15	Dehradun	9371	20	468.55
16	Delhi-1	43767	49	893.2
17	Delhi-2	65996	61	1081.9
18	Delhi-3	40845	37	1103.92
19	Deoghar	6333	16	395.81
20	Gangtok	2635	12	219.58
21	Guwahati	13332	23	579.65
22	Hyderabad	6908	20	345.4
23	Imphal	3671	13	282.38
24	Itanagar	4206	28	150.21
25	Jabalpur	2536	20	126.8
26	Jaipur	11040	27	408.89
27	Jammu	21184	22	962.91
28	Jodhpur	4787	14	341.93
29	Jorhat	5949	13	457.62
30	Karnal	37707	16	2356.69
31	Khanna	14870	22	675.91
32	Kohima	2191	12	182.58
33	Kolkata	22376	29	771.59
34	Koraput	4369	15	291.27
35	Lucknow	11738	29	404.76
36	Madurai	3252	15	216.8
37	Mumbai	7762	16	485.12
38	Nagpur	3993	11	363
39	NOIDA	14783	39	379.05

40	Panaji	3529	14	252.07
41	Patna	37051	24	1543.79
42	Port Blair	2142	15	142.8
43	Pune	7151	16	446.94
44	Raghunathganj	459	2	229.5
45	Raipur	3394	18	188.56
46	Rajkot	1418	12	118.17
47	Ranchi	17247	24	718.62
48	Saharsa	11460	14	818.57
49	Shillong	5059	23	219.96
50	Shimla	27628	15	1841.87
51	Siliguri	5605	16	350.31
52	Srinagar	27926	33	846.24
53	Trivandrum	14031	22	637.77
54	Varanasi	8474	19	446
55	Vatakara	19602	10	1960.2
56	Vijayawada	3068	15	204.53
57	Vishakhapatnam	2522	8	315.25
	Total	668669	1113	600.78




PART XIV – Use of Digital Media Platforms by Regional Centres

Table 51 Regional Centre wise Digital Media Platforms used

S. No.	Regional Centre	Digital Media Platforms used by the Regional Centre/LSC for Online Meetings & Academic Counselling
1.	Agartala	Google Meet, WhatsApp
2.	Ahmedabad	Google Meet, Zoom
3.	Aizwal	Google Meet
4.	Angul	Google Meet, Zoom, Facebook, Youtube, Twitter, WhatsApp
5.	Aligarh	Google Meet, Zoom, Facebook, Twitter, WhatsApp
6.	Bangalore	Google Meet
7.	Bhagalpur	Google Meet, Zoom, Facebook, Youtube, Twitter, WhatsApp, INSTAGRAM
8.	Bhopal	Google Meet, Zoom, Facebook, Youtube, Twitter, WhatsApp
9.	Bhubaneswar	Google Meet
10.	Bijapur	Google Meet, Zoom, Facebook, Youtube
11.	Chandigarh	Google Meet, Zoom
12.	Chennai	Google Meet, Facebook, Youtube, Twitter
13.	Cochin	Google Meet, Zoom, Facebook, Youtube, Twitter, INSTAGRAM
14.	Darbhanga	Google Meet
15.	Dehradun	Google Meet, Zoom, Facebook, Youtube, Twitter, WhatsApp, Instagram, Telegram
16.	Delhi-1	Facebook, Youtube, Twitter
17.	Delhi-2	Google Meet, Zoom, Facebook
18.	Delhi-3	Google Meet, Zoom
19.	Deoghar	Google Meet, Zoom, Facebook, WhatsApp
20.	Gangtok	Google Meet, Facebook, Youtube, Twitter, WhatsApp, RC WEBSITE
21.	Guwahati	Google Meet, Zoom, Facebook, Youtube, Twitter, WhatsApp, Instagram
22.	Hyderabad	Google Meet, Zoom, Facebook, Youtube
23.	Imphal	Google Meet, Zoom, Facebook, Youtube, Twitter, WhatsApp
24.	Itanagar	Google Meet, Zoom
25.	Jabalpur	Google Meet, WhatsApp
26.	Jaipur	Google Meet, Zoom, Facebook, Youtube, Twitter, WhatsApp
27.	Jammu	Google Meet, Zoom, Facebook, Youtube, Twitter, WhatsApp
28.	Jodhpur	Google Meet, Zoom, Facebook, Youtube, Twitter, WhatsApp, TELEGRAM
29.	Jorhat	Google Meet, Zoom, Facebook, Youtube, Twitter, WhatsApp, Telegram
30.	Karnal	Google Meet, Zoom, Facebook, Youtube, Twitter, WhatsApp
31.	Khanna	Google Meet
32.	Kohima	Google Meet
33.	Kolkata	Google Meet, Zoom, Facebook, Youtube, Twitter
34.	Koraput	Google Meet, Zoom, Facebook, Youtube, Twitter
35.	Lucknow	Google Meet, Zoom, Facebook, Youtube, Twitter, WhatsApp
36.	Madurai	Google Meet
37.	Mumbai	Google Meet, Zoom, Facebook, Youtube, Twitter, TELEGRAM
38.	Nagpur	Google Meet, Zoom, Facebook, Youtube, Twitter, WhatsApp, Telegram, Instagram

39.	NOIDA	Google Meet, Zoom, MS Teams
40.	Panaji	Google Meet
41.	Patna	Google Meet, Youtube, WhatsApp, Telegram
42.	Port Blair	Google Meet, Facebook, Youtube, Twitter
43.	Pune	Google Meet, Zoom
44.	Raghunathganj	Google Meet, Facebook
45.	Raipur	Google Meet, Zoom
46.	Rajkot	Google Meet, Zoom, Facebook, Youtube, Twitter, WhatsApp
47.	Ranchi	Google Meet, Zoom, Facebook, Youtube, Twitter, WhatsApp, Instagram, Telegram, Bluesky
48.	Saharsa	Google Meet
49.	Shillong	Google Meet, Zoom, Facebook, Youtube, Twitter, WhatsApp
50.	Shimla	Google Meet, CISCO, Webex
51.	Siliguri	Google Meet, Facebook, Youtube, Twitter, WhatsApp
52.	Srinagar	Google Meet
53.	Trivandrum	Google Meet, Zoom, Facebook, Youtube, Twitter, WhatsApp
54.	Varanasi	Google Meet, Facebook, Youtube, Twitter, WhatsApp, Telegram
55.	Vatakara	Google Meet, WhatsApp
56.	Vijayawada	Google Meet, Zoom, Facebook, Youtube, Twitter, WhatsApp
57.	Vishakhapatnam	Google Meet, Zoom, Facebook, Youtube, Twitter



THE PEOPLE'S
UNIVERSITY

Table 52 Regional Centre wise links of Facebook Page

S. No.	Regional Centre	Link of the RC Facebook Page
1.	Agartala	https://www.facebook.com/rcagartala
2.	Ahmedabad	https://www.facebook.com/ignourc.ahmedabad
3.	Aizwal	https://www.facebook.com/ignouaizawlofficial
4.	Aligarh	https://www.facebook.com/IGNOUALIGARHRC
5.	Angul	https://www.facebook.com/ignourcAngul
6.	Bangalore	https://www.facebook.com/rcbangalore.ignou.ac.in
7.	Bhagalpur	https://www.facebook.com/RCBhagalpur1
8.	Bhopal	https://www.facebook.com/IGNOU-RC-Bhopal-106097091982988
9.	Bhubaneswar	https://www.facebook.com/IGNOURCBBSR/
10.	Bijapur	https://www.facebook.com/ignou.bijapur.9
11.	Chandigarh	https://www.facebook.com/RCCHD
12.	Chennai	https://www.facebook.com/profile.php?id=100043317313767
13.	Cochin	https://www.facebook.com/IGNOURegionalCentreCochin/
14.	Darbhanga	https://www.facebook.com/ignourcdarbhanga/
15.	Dehradun	https://www.facebook.com/IGNOU-RC-Dehradun-105070502276672
16.	Delhi-1	https://www.facebook.com/ignourcdelhi1
17.	Delhi-2	https://www.facebook.com/ignourc2
18.	Delhi-3	https://www.facebook.com/rcdelhi3
19.	Deoghar	https://www.facebook.com/IGNOU-Regional-Centre-Deoghar-103524659069716/
20.	Gangtok	https://www.facebook.com/rcgangtok737102
21.	Guwahati	https://www.facebook.com/ignouguwahati04
22.	Hyderabad	www.facebook.com/ignou.Rch/ignou.hyderabadregionalcentre
23.	Imphal	https://www.facebook.com/ignou.imphalrc
24.	Itanagar	facebook.com/rcitanagarignou
25.	Jabalpur	@IGNOURCJABALPUR (https://www.facebook.com/ignourc.jabalpur.7)
26.	Jaipur	https://www.facebook.com/OfficialpageRCJaipur
27.	Jammu	https://www.facebook.com/ignouregionalcenterjammu/
28.	Jodhpur	https://www.facebook.com/jodhpurrc
29.	Jorhat	https://www.facebook.com/IGNOU.Regional.Centre.Jorhat
30.	Karnal	http://facebook.com/rckarnal10/
31.	Khanna	https://www.facebook.com/ignoukhanna
32.	Kohima	https://www.facebook.com/profile.php?id=100078183912435
33.	Kolkata	www.facebook.com/IGNOUKolkataOfficial
34.	Koraput	https://www.facebook.com/admission.koraput/
35.	Lucknow	ignou RC Lucknow
36.	Madurai	https://www.facebook.com/ignou.rcmadurai.1
37.	Mumbai	https://www.facebook.com/ignourcmumbai/
38.	Nagpur	https://www.facebook.com/IGNOURCNAGPUR
39.	NOIDA	https://www.facebook.com/IGNOURCNOIDA
40.	Panaji	https://www.facebook.com/08RCPANAJI

41.	Patna	https://www.facebook.com/ignourcpatna05 , https://www.facebook.com/IGNOURCP
42.	Port Blair	https://www.facebook.com/ignourcportblair
43.	Pune	https://www.facebook.com/rc.pune.1/
44.	Raghunathganj	://www.facebook.com/IGNOURaghunathganj
45.	Raipur	https://www.facebook.com/ignouraipur.raipurcg
46.	Rajkot	https://www.facebook.com/IGNOURegionalCentreRajkot
47.	Ranchi	https://www.facebook.com/ignou32ranchi/
48.	Saharsa	https://www.facebook.com/profile.php?id=100014288821331 https://www.facebook.com/rcsaharsa
49.	Shillong	https://www.facebook.com/IGNOUshillong
50.	Shimla	https://www.facebook.com/ignouregionalcentreshimla/ https://www.facebook.com/ignourcshimlalive/
51.	Siliguri	: https://www.facebook.com/ignourc.siliguri.9
52.	Srinagar	ignoursrinagar
53.	Trivandrum	https://www.facebook.com/ignourctvmofficial/?ref=pages_you_manage
54.	Varanasi	https://www.facebook.com/ignouvns
55.	Vatakara	https://www.facebook.com/IGNOU-Regional-Centre-Vatakara-100220378198817
56.	Vijayawada	https://www.facebook.com/profile.php?id=100083559002878
57.	Vishakhapatnam	https://www.facebook.com/IGNOUVisakhapatnam/

Table 53 Regional Centre wise usage of Facebook in FEBRUARY 2024


S. No.	Name of Regional Center	Number of Posts on the RC Facebook Page for the month	Total Number of Likes on the RC Facebook Page	Total Number of followers of the RC Facebook Page
1.	Agartala	29	1400	1800
2.	Ahmedabad	15	631	1300
3.	Aizwal	8	1000	1600
4.	Aligarh	78	242	283
5.	Angul	0	20	3400
6.	Bangalore	224	1100	1225
7.	Bhagalpur	320	967	1244
8.	Bhopal	10	1100	1150
9.	Bhubaneswar	41	2756	2719
10.	Bijapur	41	125	567
11.	Chandigarh	18	16602	19585
12.	Chennai	5	57	115
13.	Cochin	3	14000	19000
14.	Darbhanga	19	23	328
15.	Dehradun	50	530	1051
16.	Delhi-1	63	23100	27000
17.	Delhi-2	145	6100	7700
18.	Delhi-3	80	4800	11177
19.	Deoghar	22	299	349
20.	Gangtok	8	3900	4353
21.	Guwahati	45	2180	7981
22.	Hyderabad	32	948	3700
23.	Imphal	2	965	1002
24.	Itanagar	3	496	846
25.	Jabalpur	34	29	377
26.	Jaipur	67	3400	4000
27.	Jammu	30	2100	2900
28.	Jodhpur	9	153	1331
29.	Jorhat	59	4200	4800
30.	Karnal	215	3700	4700
31.	Khanna	38	4500	5365
32.	Kohima	3	366	688
33.	Kolkata	74	7000	8400
34.	Koraput	70	693	1000
35.	Lucknow	515	5000	5500
36.	Madurai	60	289	4363
37.	Mumbai	90	8660	10205
38.	Nagpur	154	27	1749
39.	NOIDA	293	2391	3201

40.	Panaji	8	1234	1589
41.	Patna	52	3275	3825
42.	Port Blair	24	1106	1100
43.	Pune	3	2	3000
44.	Raghunathganj	49	113	136
45.	Raipur	24	824	850
46.	Rajkot	34	56	441
47.	Ranchi	80	1720	2234
48.	Saharsa	22	1236	6900
49.	Shillong	32	1000	2387
50.	Shimla	48	4004	4760
51.	Siliguri	29	297	1392
52.	Srinagar	10	34000	46027
53.	Trivandrum	34	3800	4800
54.	Varanasi	31	4903	6309
55.	Vatakara	0	2	6200
56.	Vijayawada	77	91	1530
57.	Vishakhapatnam	29	120	832
	Total	3414	186535	270339

Table 54 Regional Centre wise Twitter Handles and their links.

S. No.	Regional Centre	RC Twitter Handle:	Link of the RC Twitter Account:
1.	Agartala	@RcagartalaS	https://twitter.com/RcagartalaS
2.	Ahmedabad	https://twitter.com/centre_ignou	https://twitter.com/centre_ignou
3.	Aizwal	@IGNOUAizawl	https://twitter.com/ignouaizawl
4.	Aligarh	@IGNOUALIGARHRC	http://twitter.com/AligarhRc
5.	Angul	https://twitter.com/IgnourcAngul	https://twitter.com/IgnourcAngul
6.	Bangalore	@IgnouBangalore	https://twitter.com/ignoubangalore
7.	Bhagalpur	@BhagalpurRc	https://twitter.com/BhagalpurRc
8.	Bhopal	@ignou_rcbhopal	https://twitter.com/ignou_rcbhopal
9.	Bhubaneswar	IGNOU- Bhubaneswar@rcbhubaneswar	https://twitter.com/rcbhubaneswar
10.	Bijapur	IgnouB	https://twitter.com/IgnouB
11.	Chandigarh	@chandigarh_rc	https://twitter.com/chandigarh_rc
12.	Chennai	@RCCHENNAI1	https://twitter.com/RCCHENNAI1
13.	Cochin	@IGNOU_RC_Cochin	https://twitter.com/ignou_rc_cochin?lang=en
14.	Darbhanga	@rc_ignou	https://twitter.com/rc_ignou
15.	Dehradun	@DehradunIgnou	https://twitter.com/DehradunIgnou
16.	Delhi-1	@IGNOURCDELHI1	https://twitter.com/IGNOURCDELHI1
17.	Delhi-2	IGNOU Regional Centre Delhi-2.	@ignou_2.
18.	Delhi-3	@ignourcdelhi3	https://twitter.com/ignourcdelhi3
19.	Deoghar	@rcdeoghar	https://twitter.com/search?q=%40rcdeoghar&src=typed_query&f=top
20.	Gangtok	@EntryRc	https://twitter.com/EntryRc
21.	Guwahati	@Guwahatilgnou	https://twitter.com/Guwahatilgnou?t=kMcFcAtI76N1EdJJbrU0Dw&s=09
22.	Hyderabad	@IGNOU_Hyderabad	https://twitter.com/IGNOU_Hyderabad
23.	Imphal	Ignou_Imphal	http://twitter.com/Ignou_Imphal
24.	Itanagar	RC	twitter.com/ItanagarRC
25.	Jabalpur	@IGNOURCJABALPUR	https://twitter.com/ignourcjabalpur
26.	Jaipur	IGNOU RC Jaipur @ IgnouRc	https://twitter.com/IgnouRc
27.	Jammu	@ignourcjammu	: https://twitter.com/ignourcjammu
28.	Jodhpur	@IgnouJodhpur	@IgnouJodhpur
29.	Jorhat	@ignou_jorhat_37	https://mobile.twitter.com/ignou_jorhat_37
30.	Karnal	@karnal_rc	https://twitter.com/karnal_rc
31.	Khanna	@ignourckhanna	https://twitter.com/ignourckhanna
32.	Kohima	IGNOU RC Kohima	https://twitter.com/kohima_rc
33.	Kolkata	@IGNOUKolkata	www.twitter.com/IGNOUKolkata
34.	Koraput	https://twitter.com/KoraputRc	https://twitter.com/KoraputRc
35.	Lucknow	@ignoulucknow	https://twitter.com/IGNOULucknow
36.	Madurai	@ignourcmadurai	https://twitter.com/ignourcMadurai
37.	Mumbai	@ignoumumbai	: https://twitter.com/ignoumumbai?s=08

38.	Nagpur	@IGNOURCNAGPUR	https://twitter.com/IGNOURCNAGPUR
39.	NOIDA	@rcnoida	https://twitter.com/rcnoida
40.	Panaji	@RcPanaji	https://twitter.com/RcPanaji
41.	Patna	@ignourcpatna	https://twitter.com/ignourcpatna
42.	Port Blair	@IGNOUPortBlair	https://www.twitter.com/IGNOUPortblair
43.	Pune	@IgnouPune	https://twitter.com/IgnouPune
44.	Raghunathganj	https://twitter.com/rcraghunathganj	https://twitter.com/rcraghunathganj
45.	Raipur	@IGNOURaipurRc	https://twitter.com/@IGNOURaipurRc
46.	Rajkot	@IGNOU_RC_Rajkot	https://twitter.com/IGNOU_RC_Rajkot
47.	Ranchi	@32RCRANCHI	https://twitter.com/32rcranchi
48.	Saharsa	@IgnouSaharsa	https://twitter.com/IgnouSaharsa/with_replies?lang=en
49.	Shillong	IGNOU RC SHILLONG	https://twitter.com/ignourcshillong
50.	Shimla	@IgnouShimla	https://www.twitter.com/IgnouShimla
51.	Siliguri	@IGNOURCSILIGUR1	https://twitter.com/IGNOURCSILIGUR1
52.	Srinagar	IGNOURCSRINAGAR	@IGNOURCSRINAGAR
53.	Trivandrum	@rctrivandru1	https://twitter.com/Ignoutrivandru1
54.	Varanasi	@IGNOUVaranasi	https://twitter.com/IGNOUVaranasi
55.	Vatakara	@IVatakara	https://twitter.com/IVatakara
56.	Vijayawada	IGNOU RC VIJAYAWADA	https://twitter.com/RcIgnou
57.	Vishakhapatnam	IGNOU RC, Visakhapatnam	https://twitter.com/RCVisakhapatnam



THE PEOPLE'S
UNIVERSITY

Table 55 Regional Centre wise usage of Twitter in FEBRUARY 2024

S. No.	Name of Regional Center	Number of posts on Twitter for the month	Total Number of followers of the RC Twitter handle
1.	Agartala	18	156
2.	Ahmedabad	10	393
3.	Aizwal	14	101
4.	Aligarh	45	174
5.	Angul	15	433
6.	Bangalore	224	720
7.	Bhagalpur	6566	540
8.	Bhopal	12	884
9.	Bhubaneswar	20	1499
10.	Bijapur	41	481
11.	Chandigarh	12	587
12.	Chennai	5	1364
13.	Cochin	6	868
14.	Darbhanga	1	236
15.	Dehradun	61	1008
16.	Delhi-1	34	2085
17.	Delhi-2	1150	5550
18.	Delhi-3	96	1547
19.	Deoghar	22	164
20.	Gangtok	4	338
21.	Guwahati	45	1071
22.	Hyderabad	32	1029
23.	Imphal	4	315
24.	Itanagar	3	265
25.	Jabalpur	22	399
26.	Jaipur	59	1212
27.	Jammu	30	723
28.	Jodhpur	0	30
29.	Jorhat	7	760
30.	Karnal	150	1413
31.	Khanna	38	1019
32.	Kohima	2	20
33.	Kolkata	72	1049
34.	Koraput	3	336
35.	Lucknow	102	2904
36.	Madurai	133	329
37.	Mumbai	50	3364

38.	Nagpur	144	1326
39.	NOIDA	278	2380
40.	Panaji	10	91
41.	Patna	52	3336
42.	Port Blair	14	82
43.	Pune	2	645
44.	Raghunathganj	48	126
45.	Raipur	27	344
46.	Rajkot	58	856
47.	Ranchi	46	1700
48.	Saharsa	17	342
49.	Shillong	0	324
50.	Shimla	24	390
51.	Siliguri	23	115
52.	Srinagar	3	1211
53.	Trivandrum	46	1076
54.	Varanasi	26	1054
55.	Vatakara	9	176
56.	Vijayawada	59	397
57.	Vishakhapatnam	19	659
	Total	9806	50881

Table 56 Regional Centre wise links of Youtube Channel

S. No.	Regional Centre	Link of the RC Youtube page:
1	Agartala	https://www.youtube.com/channel/UCMTj-G3rbjA5jClqC3DMuqw
2	Ahmedabad	https://www.youtube.com/results?search_query=ignou+rc+ahmedabad+
3	Aizwal	https://www.youtube.com/ignouaizawl
4	Aligarh	https://www.youtube.com/channel/UC_iHluqavc1mkkanZQCI9EQ
5	Bangalore	0
6	Bhagalpur	https://www.youtube.com/channel/UCI_csaWUlln-w34jb3jN6RA
7	Bhopal	https://www.youtube.com/channel/UCyYpLIW-PVxAnAtODjgFP5w
8	Bhubaneswar	https://www.youtube.com/channel/UCnKaOo4fwCtnPeqf0Hz2n7A
9	Bijapur	https://www.youtube.com/channel/UCRHjPp9G-0RBR2IStfsIqBQ
10	Chandigarh	https://www.youtube.com/channel/UCq61ZIGvMAp0hfPCIp0ba2A
11	Chennai	https://www.youtube.com/channel/UChAhidIahOaZKU9RjhbUcjQ
12	Cochin	6. https://www.youtube.com/channel/UCgV2TOD7nhCfBgyU42sx5rQ
13	Darbhanga	https://www.youtube.com/channel/UCJ3Yy8UXX3NnaFPeDXycMgQ
14	Dehradun	https://www.youtube.com/channel/UC5irL5vwTMNutzTVIAbVP4w
15	Delhi-1	https://www.youtube.com/channel/UCYr2p0BoA-OSaJPPWtT_qnA
16	Delhi-2	https://www.youtube.com/c/IGNOURCDELHI-1-07
17	Delhi-3	IGNOU Regional Centre Delhi-2
18	Deoghar	https://www.youtube.com/channel/UCB_4cA0tCfeQttOyvwkkGHA
19	Gangtok	https://www.youtube.com/channel/UCeFg6FMlb5GBrUM0C05hFbg
20	Guwahati	https://www.youtube.com/channel/UCBaZgKrComCdFswAUHLFAIA
21	Hyderabad	https://youtube.com/channel/UCiWlhVRWaxiziqeat-flI6w
22	Imphal	https://www.youtube.com/channel/UCijSCHAg68UcrPO2FiURXfw
23	Itanagar	https://www.youtube.com/channel/UCxFE6hc26FDkn-mNMvjutBw
24	Jabalpur	youtube.com@ignouregionalcentreitanagar4525
25	Jaipur	https://www.youtube.com/user/IGNOUjabalpur
26	Jammu	https://www.youtube.com/c/rcjaipurignou23
27	Jodhpur	https://www.youtube.com/@ignourcjammu12
28	Jorhat	https://www.youtube.com/channel/UC8axcSrvR3BZRSPHbW8QQWA
29	Karnal	https://www.youtube.com/channel/UCuULhycO6VQmJqA3GWfaJ1A
30	Khanna	https://www.youtube.com/channel/UCQLy1RYq_vll1yAWI96C6Qg
31	Kohima	https://www.youtube.com/channel/UCLOKEx3Qek9LwSvyClx5j-Q
32	Kolkata	https://www.youtube.com/channel/UCTgXVEb1VbHGXAwxNSQCT2g
33	Koraput	www.youtube.com/c/IGNOURCKolkataOfficial
34	Lucknow	https://www.youtube.com/channel/UC6x_6rT1b-b7g0lb7o1BulQ/featured
35	Madurai	https://www.youtube.com/channel/UCaeD75ucKWeeKVmW_AUWAYg
36	Mumbai	https://www.youtube.com/channel/UCPpO0bWJRRxEluTF83swbVw
37	Nagpur	https://www.youtube.com/channel/UCxjWrq2oZYJe_cCb6oW2XuA
38	NOIDA	www.youtube.com/@IGNOU.NAGPUR
39	Panaji	https://www.youtube.com/channel/UC1Dlpdo414DaHQwAFdoaffQ

40	Patna	https://www.youtube.com/channel/UCChfJnu7NJTx1rz6F0nZS9w
41	Port Blair	https://www.youtube.com/ignourcpatna05
42	Pune	https://www.youtube.com/channel/UC6JN19_wRe83WxTD_kntW3Q
43	Raghunathganj	https://www.youtube.com/channel/UCWY_PKDE8TW-q8xtghmEheA
44	Raipur	0
45	Rajkot	https://www.youtube.com/channel/UCebuUcDvbr2oz-NKtgKzmw
46	Ranchi	https://www.youtube.com/channel/UC6pVAhGJa0M3IZ4iACw4dsg
47	Saharsa	https://www.youtube.com/c/rcranchi32
48	Shillong	https://www.youtube.com/channel/UChNkll_fvaPrWhM30F2OsFw
49	Shimla	https://www.youtube.com/channel/UCe2e93Yt7QlfmUylwB1uRww
50	Siliguri	https://youtube.com/channel/UCzXXy5G9oAV3sb2QKF8HAFw https://youtube.com/channel/UCtA7FTkL94QqfoKdQ5Vo4zQ
51	Srinagar	https://www.youtube.com/channel/UCYage4DOztDzl6aNOOA-c7Q
52	Trivandrum	RCSRINAGAR
53	Varanasi	https://www.youtube.com/channel/UCMRjn36VfmRIUSbs5GovBtg
54	Vatakara	https://www.youtube.com/channel/UCFIBOXI2MARPjSjbxvA0QYg
55	Vijayawada	https://www.youtube.com/@RegionalCentreVatakara
56	Vishakhapatnam	https://www.youtube.com/channel/UCvlhyqNIHmxvhxPIOxj41pQ



Table 57 Regional Centre wise usage of Youtube

S. No.	Name of Regional Center	Number of posts on Youtube during the month	Total Number of subscribers of the RC Youtube channel
1.	Agartala	1	322
2.	Ahmedabad	0	188
3.	Aizwal	0	914
4.	Aligarh	0	691
5.	Angul	0	0
6.	Bangalore	109	1260
7.	Bhagalpur	0	235
8.	Bhopal	1	1150
9.	Bhubaneswar	0	2136
10.	Bijapur	0	325
11.	Chandigarh	0	1007
12.	Chennai	2	407
13.	Cochin	8	89800
14.	Darbhanga	0	319
15.	Dehradun	53	1347
16.	Delhi-1	0	3970
17.	Delhi-2	0	197
18.	Delhi-3	0	2885
19.	Deoghar	0	22
20.	Gangtok	0	402
21.	Guwahati	0	1380
22.	Hyderabad	2	408
23.	Imphal	1	116
24.	Itanagar	0	196
25.	Jabalpur	0	781
26.	Jaipur	14	2040
27.	Jammu	2	702
28.	Jodhpur	0	1620
29.	Jorhat	1	1780
30.	Karnal	1	1280
31.	Khanna	5	1929
32.	Kohima	0	154
33.	Kolkata	4	3220
34.	Koraput	2	58
35.	Lucknow	14	1730
36.	Madurai	2	267
37.	Mumbai	0	5590

38.	Nagpur	2	3140
39.	NOIDA	0	5532
40.	Panaji	0	294
41.	Patna	20	6972
42.	Port Blair	0	24
43.	Pune	0	4002
44.	Raghunathganj	1	13
45.	Raipur	1	12
46.	Rajkot	0	390
47.	Ranchi	6	4974
48.	Saharsa	2	292
49.	Shillong	1	130
50.	Shimla	4	1625
51.	Siliguri	2	77
52.	Srinagar	0	757
53.	Trivandrum	3	7970
54.	Varanasi	0	4599
55.	Vatakara	0	13600
56.	Vijayawada	6	697
57.	Vishakhapatnam	1	621
	Total	155	98330

Annexure I : Events organised at Regional Centers



Other Events at Regional Centers – February 2024

Report


Bijapur



All India Radio at Solapur on 04th February, 2024



Admission Promotional Face book Live session on 15th February, 2024



Promotional Campaign at JSS College Vijayapura



MMR FEBRUARY 2024



PREPARED BY RSD

Community Radio at BVVS Bagalkot on 28th February, 2024



Coordinators Meeting on ongoing 6th January 2024



Cochin

Regional Centre Name	Cochin
RC Code	14
Title of the activity	Facebook Live Promotional Session on “Prospects of Computer related Programmes of IGNOU”
Date	27.02.2024 at 11 am
Mode of activity (Online/offline)	Virtual online session
Resource Person	Dr. Praseetha Unnikrishnan, AD
Write Up about the activity in 100 Words only	<p>A Facebook Live Promotional session for January 2024 admission cycle has been conducted in the topic “ on “Prospects of Computer related Programmes of IGNOU”.</p> <p>Dr. Praseetha Unnikrishnan, AD, was the Resource person for the session. The Resource Person then briefly explained the History, Structure of IGNOU, the method of delivery of programmes, the role of Regional centre/Study centre.</p>

	<p>The entire virtual event has been recorded and is available in the Facebook page of IGNOU RC Cochin at https://www.facebook.com/IGNOURegionalCentreCochin/</p>
<p>Geotag Photographs/Screen Shots</p>	

Darbhanga

Report On the Events/Activities

Practical exam of COF, CPF and DDT programme as well as two days career counselling programme Conducted from 06/02/2024 to 09/02/2024 at IGNOU LSC 46019P, KVK Pupri, Sitamarhi. Academic and Non-Academic Staff visited the LSC for supervision of the same.





Viva-voce of BCA, MCA New, BAPC and MAPC conducted in offline mode on 25/02/2024 at RC Darbhanga for Term End Examination December 2023.





Delhi 2

Pre-admission Counselling Session about IGNOU Programmes for Jail Inmates of Central Jail, Rohini, Delhi

IGNOU Regional Centre, Delhi 2 organised a face-to-face counselling session for the inmates of the Rohini Central Jail, Delhi on 15th February 2024.

During the session, Dr. Amit Kumar Shrivastava, Regional Director (I/C) along with Dr. Meena Singh and Dr. Rita Chauhan, ARDs interacted with the Jail Inmates and informed them about the various programmes of the university. Inmates raised a number of queries related to the admission

process, study material, assignments, examinations etc and the same were responded to by the academics of the Regional Centre. Some of the jail inmates were very enthusiastic to being part of the university program for the January 2024 session.

Sri Kapil Choudhary, Supdt Central Jail Rohini, along with their Welfare officer, participated in the meeting and motivated the inmates to enrol in the various programmes of the university



Participation of RC Delhi-2 in Grand Purple Fest - Empowerment of Persons with Disabilities (Divyangjan)

IGNOU RC Delhi 2 along with NCDS and RC Delhi-1 participated in Grand Purple Fest organised for Persons with Disabilities (Divyangjan) for awareness upon disability matters and promotion of IGNOU academic/professional programme

IGNOU's Awareness module on disabilities, profile, reports The Department of Empowerment of Persons with Disabilities (Divyangjan) is also providing one stall to NCDS to explain about IGNOU and NCDS to the visitors.

During the event, Dr. S.K. Prasad, Director , NCDS shared the Awareness module on disabilities developed by NCDS, IGNOU. Dr. Amit Shrivastava , Regional Director (I/C), RC Delhi-2 further explored possibilities of collaboration with other eminent organisation/trust for conducting pre-admission drive especially for Divyangjan.

Dr. Rita Chauhan, ARD, RC Delhi-2 explained the visitors including the Divyangjan about various programme currently being offered by IGNOU for January 2024 Admission session. She also informed about various schemes, convenience and inclusivity being offered by IGNOU through Online and ODL programme. The copy of prospectus were provided to prospective learners.





Online Interaction with the Programme Coordinators of the different Programmes of SOCE and SOET

In order to strengthen the student support to the enrolled students and to devise promotional strategies for the different programmes, Regional Centre Delhi 2 organized an online interactive session with the programme coordinators of the different Programmes of the SOCE and SOET.

The Programme was started with a welcome address by Dr Amit Kumar Srivastava, Regional Director (I/C), IGNOU RC Delhi 2.

From SOCE, Prof. Rekha Sharma Sen, Director, along with the faculty members Prof. Heena K. Bijli, Prof. Neerja Chadha, Dr. Amiteshwar Ratra, Dr. Balkar Singh, Dr Buta Singh, Dr. Preetika Badgujar, Dr. Anuradha Arya participated in the meeting and gave their valuable insights on strengthening the student support to the enrolled students, activation of the programmes in existing study centres etc.

From SOET, Prof. N.Venkateshwarlu, Dr. Shashank Srivastava, Dr. Anuj Kumar Purwar & Dr Shweta Tripathi participated in the meeting and deliberated in detail about the different programmes of the school, its activation in the existing LSCs and its promotional strategy.

Dr. Amit Kumar Shrivastava, Regional Director (I/C) along with Dr Rita Chauhan, Dr A Rahman, Dr Meena Singh & Dr Shyni Duggal, Assistant Regional Directors, participated in the feedback session and interacted with the programme coordinators on different aspects related to the their programme and its promotional strategy.



Jaipur

Report on Online Coordinators Meeting on Admissions January 2024 session

An Online Meeting of Coordinators of Study Centres under the Regional Centre, Jaipur was organized on 02.02.2024. Dr. Mamta Bhatia, Sr. Regional Director, RC Jaipur welcomed all

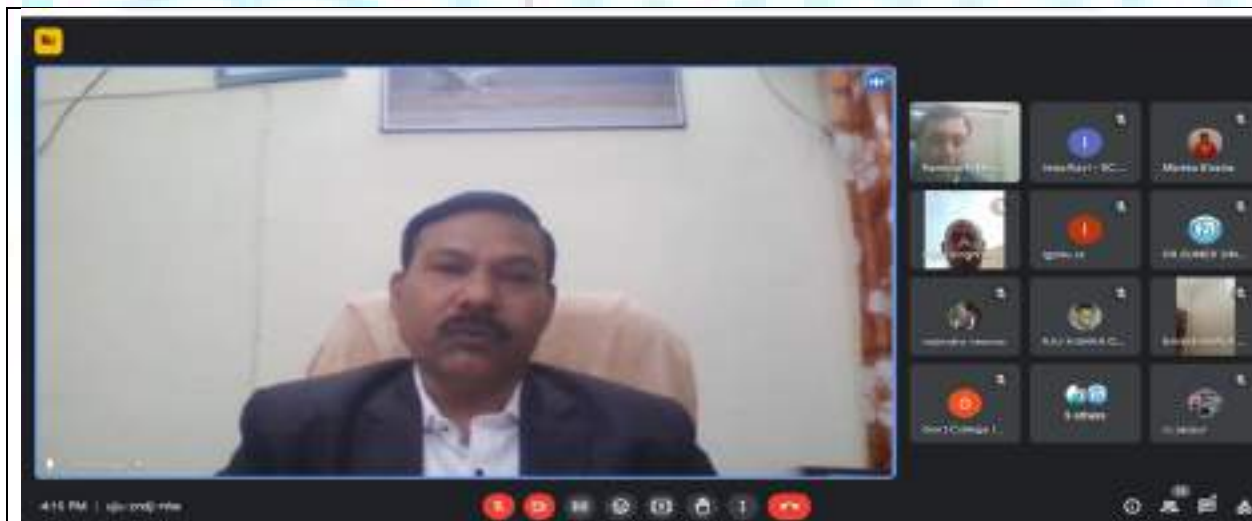
the Coordinators and requested all Coordinators to put all efforts for enhancement of Enrollment in IGNOU programmes, promotional activities of IGNOU Programmes, Balika Durasth Shiksha Scheme of Govt. of Rajasthan, activation of new programme at LSCs and MSc. programmes.

Dr. Rammurti Meena, Assistant Regional Director also gave a brief report on the admission status of various LSCs for the January 2024 session so far and also guided them for organizing promotional activities in gram panchayat, local administration level and block level on month to month basis.

Dr. Indu Ravi, Assistant Regional Director requested all the Coordinators to evaluate the pending assignment and send the award sheet on monthly basis in a lot to the Regional Centre, Jaipur.

Dr. Sher Singh, Assistant Regional Director briefed about various strategies for admission enhancement for January 2024 session.

About 32 participants were present in the meeting. At the end of the meeting issues of the Coordinators were discussed and resolved.





Jammu

Internship viva-voce of MAPC programme organised by IGNOU RC Jammu through online mode on 05.02.2024.



Induction meeting for the learners of July 2023 organised at LSC 1250, Govt. Degree college (Boys), Udhampur on 16.02.2024.



The inauguration ceremony of the new **Regional Centre Jammu** building in which **Shri Dharmendra Pradhan**, Union Minister of Education, Skill Development and Entrepreneurship, inaugurated the building virtually in the august presence of **Sh. Sanjay Murthy**, Secretary Higher Education, Govt. of India, **Prof. Nageshwar Rao**, Hon'ble Vice Chancellor and **Dr. Srikant Mohapatra**, Hon'ble Pro Vice Chancellor. A number of dignitaries attended the inauguration ceremony at the venue of new campus. Finance Officer, **Shri J.D. Gangwar**, **Dr. M Shanmugam**, Sr. Regional Director, RC Madurai, **Dr.**

Joginder Kumar Yadav, Sr. Regional Director, RC Shimla, Er. Rajan Sharma, AEE (E), IGNOU, Maidan Garhi were present in the inaugural ceremony at Regional Centre Jammu.

Prof. Bechan Lal, Hon'ble Vice Chancellor, Cluster University of Jammu, Prof. Ashok Aima, Former Vice Chancellor, Central University of Jammu, Dr. Rajeev Rattan, Professor & Dean, Faculty of Education, University of Jammu, Dr. Jasbir Singh, Head, Deptt of Economics, University of Jammu, Dr. Sangita Gupta, Head, Deptt. of Library & Information & Information Sciences, University of Jammu, Sh. Lekh Raj Kotwal, Deputy Commandant (Retd.), CRPF, Sh. Nana Jee Tickoo, Principal (Retd.), Dr. Surinder Kumar Jamwal, Principal (Retd.), Govt. SPMR College of Commerce, Jammu graced the occasion at Jammu by their presence.





Jodhpur

Other Event February 2024

Sr. No.	Date	Programme	Resource Person	Line & Photographs
1.	01/02/2024	Promotion and Publicity for extend last date submission of Fresh and Re-registration for January 2024 session through telegram Facebook WhatsApp & Other social media platforms	Dr. Muakhtyar Ali, ARD Dr. Rupali Srivastava, ARD	
2.	07/02/2024	Series No. 86, Weekly Online Student Grievance Redressal Camp & pre admission counseling for January- 2024 session (Every Wednesday through Google Meet) on 07/02/2024 in this Grievance Camp 43 queries were solved.	Dr. Sachin Shridhar Sukhadeve, RD Dr. Muakhtyar Ali, ARD Dr. Rupali Srivastava, ARD	
3.	09/02/2024	39th Facebook Live Programme on :- * Master Degree Programme in Foreign Languages * School of Health Science related Programmes. * Diploma & PG Diploma in Early Child and Education * IGNOU Evaluation System	Dr. Muakhtyar Ali, ARD	https://www.facebook.com/jodhpurrc/videos/325757477097461/
4.	10/02/2024	Visit at Mahila Technical & Management College, Jodhpur for Establishment of New LSC at AICTE approved Institute for IGNOU MCA & MBA Programme	Dr. Muakhtyar Ali, ARD	

5.	10/02/2024	As invited guest in the National award Ceremony & career counselling programme conducted by The last half foundation on 10th February 2024.	Dr. Muakhtyar Ali, ARD	
6.	14/02/2024	Series No. 87, Weekly Online Student Grievance Redressal Camp & pre admission counseling for January- 2024 session (Every Wednesday through Google Meet) on 14/02/2024 in this Grievance Camp 50 queries were solved.	Dr. Sachin Shridhar Sukhadeve, RD Dr. Muakhtyar Ali, ARD Dr. Rupali Srivastava, ARD	
7.	16/02/2024	Promotion and Publicity for extend last date submission of Fresh and Re-registration for January 2024 session through telegram facebook whatsapp & Other social media platfomes	Dr. Muakhtyar Ali, ARD Dr. Rupali Srivastava, ARD	
8.	20/02/2023	37 th Convocation	Dr. Sachin Shridhar Sukhadeve, RD Dr. Ajay Vardhan Acharya, ARD Dr. Muakhtyar Ali, ARD Dr. Rupali Srivastava, ARD	
9.	21/02/2024	Series No. 88, Weekly Online Student Grievance Redressal Camp & pre admission counseling for January- 2024 session (Every Wednesday through Google Meet) on 21/02/2024 in this Grievance Camp 57 queries were solved	Dr. Sachin Shridhar Sukhadeve, RD Dr. Muakhtyar Ali, ARD Dr. Rupali Srivastava, ARD	
10.	21- 29/02/2024	Organized BPAI003 Practical Counselling & Viva for TEE December 2024 & Backlog	Dr. Rupali Srivastava, ARD	

11.	23/02/2024	Facebook Live Programme on :- * Academic Bank of Credit (ABC) * IGNOU Programme CLIS, BLIS & MLIS (Librarian related Programme) * Re-evaluation of TEE results. * Student Support of applied skills programme for Agniveer. * How can you get your 37th Convocation Degree at your doorstep.	Dr. Muakhtyar Ali, ARD	https://www.facebook.com/jodhpurrc/videos/932653358478409/
12.	25/02/2024	Participant as Resource person and Guest of Honor Education Award 2023 & Career Counseling for 10+2 and other Higher Education related student organized by Muslim Education and welfare society, Kuchaman City	Dr. Muakhtyar Ali, ARD	
13.	28/02/2024	Series No. 89 Weekly Online Student Grievance Redressal Camp & pre admission counseling for January- 2024 session (Every Wednesday through Google Meet) on 28/02/2024 in this Grievance Camp 92 queries were solved.	Dr. Sachin Shridhar Sukhadeve, RD Dr. Muakhtyar Ali, ARD	
14.	14-15/02/2024	Youth Parliament with Nehru Yuva Kendra	Dr. Ajay Vardhan Acharya, ARD	

Kolkata

In sync with the action plan of IGNOU Institutional Innovation Council, *Innovation Club @RC Kolkata* organized the following activities to create an ecosystem for innovation, under the aegis of the Institution's Innovation Council (IIC 6.0) for Quarter II (December 2023-February 2024).

1. **Name of the Activity:** Demo Day/ Presentation of Innovators Learners and a representation from financial institution regarding the funding option available for the entrepreneurs and start ups.

2. **Objective:** To provide awareness about entrepreneurship and innovation development and discuss the important traits of a successful entrepreneur.

To encourage the students in generating new ideas and the business models and create new products and technologies designed for the changing market through innovation.

To provide necessary information regarding the necessary funding available through various financial institutions/bank in entrepreneurship.

3. **Benefit in terms of learning/Skill/Knowledge obtained:** Students are familiarized with concepts about entrepreneurship and innovation development, provide necessary space for young innovators to encourage, inspire and nurture young students to work on new ideas

5. Date: 28.02.2024

6. Duration: 2 hours

6. External Participants, If any: One

7. Student Participants: 70

8. Faculty Participants: 2

9. Expenditure incurred if any: Rs. 1130/-

10. Photograph



The banner of the Demo Day Presentations



Dr Sujata Dutta Hazarika Sr Regional Director in her welcoming address motivating the learners attending the Demo day



Dr Somnath Banerjee demonstrating his starts ups to encourage the learners



Mr. Rahul Chowdhury MSME State Bank Of India providing guidance to IGNOU Learners and Innovators about Financial support available for the entrepreneurs and start ups



Mr Jagannath Das Baishnab presenting his innovation to motivate the learners

11. Social Media Link: (at least one from the options below)

a. Facebook Link:

<https://www.facebook.com/IGNOUKolkataOfficial/videos/696443395744665>

12: A detailed report of the event containing the following points:

Aim: The aim of the event was to encourage and motivate the learners in the path of innovation.

Summary of the event: The demo day /presentation started off with a welcome address by Dr. Sujata Dutta Hazarika, Sr Regional Director, and Innovation ambassador. She spoke about the role of Innovation Club and why such kind of event is organized and how innovation can help the learners in their life.

The programme includes presentations by two innovators awardees Mr Jagannath Das Baishnab, Dr Somnath Banerjee and a representation by Mr. Rahul Chowdhury from MSME State Bank Of India regarding the funding option available for the entrepreneurships and start ups.

Mr Jagannath Das Baishnab describes how he started his journey in innovation and how IGNOU incubate his project to make a successful one in his journey of entrepreneurship.

Dr Somnath Bannerji presented the innovative ideas how his innovation can help the people for better health care facilities.

Mr Rahul Choudhury as an external resource person from MSME, SBI provided the necessary guidance to IGNOU Learners and Innovators about Financial support available for the entrepreneurs and start ups He also described how the entrepreneur can approach the bank /financial institutions for funding their entrepreneurship.

Key takeaways of the event: The students understood about innovation, design thinking and creativity which need to be implemented in their ideas. They understood the prerequisites to become a successful entrepreneur and could comprehend how to get creative and in-time solutions to modern day problems.

Koraput

REPORTS OF EVENTS, MEETINGS & ACTIVITIES, FEBRUARY, 2024

ONLINE MEETINGS

On the occasion of International Mother Language Day RC, Koraput organised a webinar on the topic “Significance of Mother Tongue” on 21-02-2024 at 4.30 pm through online/virtual mode. Dr. Sheshanand Mishra, Reader in Odia, Pendrani College, Umerkote graced the programme as Resource Person. The link details are as follows:

Video call link:

<https://meet.google.com/eyw-zbrt-oqy>. Around 100 . At the outset Dr. Latika Kumari Mishra, Regional Director (I/c) welcomed all the Guests and participants to the programme and gave her welcome address and highlighted the purpose of the Webinar. There after the Resource Person highlighted different dimensions of the language, its origin, importance. He also elaborated the evolutions of odia language and its importance for our cognitive and creative development. He elaborated the importance of mother tongue in our day to day life. After the deliberation of Speaker an wonderful interactive session conducted and many participants interacted with the



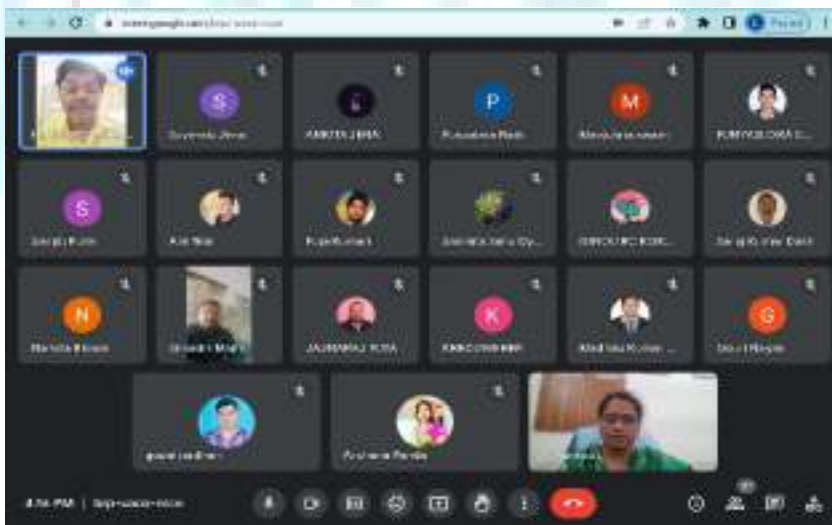
speaker. At the end of the meeting Mr. Madhab Kumar Bisoyi, Assitant Regional Director proposed formal Vote of Thanks.

Coordinators Meeting conducted on 07-03-2024 at 4 .30 pm to review the admission & Re-Registration status as well as the strategies of promotional meetings for January, 2024 session. Further a detail discussion conducted regarding various dimensions of Monthly Monitoring Report and also academic counseling sessions. The link of the meeting is :

Video call link: <https://meet.google.com/tkg-spjm-eyk>

Grievance Meeting conducted for the learners of Special LSC on 09-03-2024 at 11.30 am. Around 60 learners participated in the meeting and clarified their doubts pertaining to submission of assignments, Term End examination, Study materials, Dissertation, selection of guide, preparation of proposals etc. The link of the meeting link: <https://meet.google.com/bmt-hfrs-dpg>.

There are around 900 students who have registered for admission but not submitted fees for January, 2024 session. A Online meeting conducted on 07-02-2024 at 4.30pm pm to clarify their doubts, to motivate them to submit their fees for confirmation of their admission. The link of the meetings is : Video call link: <https://meet.google.com/fko-vbyb-igj>



An online promotional meeting conducted with the Alumni of 37th Convocation. There are around 30 students participated in the meeting. Programme wise detail discussions conducted with the alumni on 22-02-2024. The link of the meetings is : Video call link: <https://meet.google.com/ver-qozr-ccv>

On 23rd February, 2024 a promotional meeting conducted at IGNOU Study Centre, 44035. The meeting arranged to awareness on IGNOU the learners and staff Dr. Latika Mishra, attended the elaborated the details programmes and also doubts pertaining to programmes.



create Programmes for of this college. RD (I/c) programme and about IGNOU clarified the skill based

ସମାଜ

ସେମିଲିଗୁଡ଼ା ମହାବିଦ୍ୟାଳୟର ଇଗ୍ନୋ ସଚେତନତା ଶିବିର

ଦୁଇଦିନିଆ ଶିବିର ଆରମ୍ଭ ହୋଇଛି । ଇଗ୍ନୋ ସଚେତନତା ଶିବିର ପ୍ରଥମ ଥର ପାଇଁ ଏହି ପ୍ରକାରରେ ଆୟତ୍ତ ହେଉଛି । ଶିବିରରେ ଇଗ୍ନୋର ବିଭିନ୍ନ ପ୍ରକାରର ସେବା ଓ ସହାୟତା ବିଷୟରେ ସଚେତନତା ସୃଷ୍ଟି ହେଉଛି । ଶିବିରରେ ଇଗ୍ନୋର ବିଭିନ୍ନ ପ୍ରକାରର ସେବା ଓ ସହାୟତା ବିଷୟରେ ସଚେତନତା ସୃଷ୍ଟି ହେଉଛି ।


ଦୁଇଦିନିଆ ଶିବିର ଆରମ୍ଭ ହୋଇଛି । ଇଗ୍ନୋ ସଚେତନତା ଶିବିର ପ୍ରଥମ ଥର ପାଇଁ ଏହି ପ୍ରକାରରେ ଆୟତ୍ତ ହେଉଛି । ଶିବିରରେ ଇଗ୍ନୋର ବିଭିନ୍ନ ପ୍ରକାରର ସେବା ଓ ସହାୟତା ବିଷୟରେ ସଚେତନତା ସୃଷ୍ଟି ହେଉଛି । ଶିବିରରେ ଇଗ୍ନୋର ବିଭିନ୍ନ ପ୍ରକାରର ସେବା ଓ ସହାୟତା ବିଷୟରେ ସଚେତନତା ସୃଷ୍ଟି ହେଉଛି ।

ଇଗ୍ନୋ ପକ୍ଷରୁ ସଚେତନତା ଶିବିର

ସେମିଲିଗୁଡ଼ା, ୨୪/୨ (ଇମିସ) ଶେମିଲିଗୁଡ଼ା ମହାବିଦ୍ୟାଳୟର ଇଗ୍ନୋ ପକ୍ଷରୁ ଦୁଇଦିନିଆ ସଚେତନତା ଶିବିର ଆୟତ୍ତ ହୋଇଛି । ଶିବିରରେ ଇଗ୍ନୋର ବିଭିନ୍ନ ପ୍ରକାରର ସେବା ଓ ସହାୟତା ବିଷୟରେ ସଚେତନତା ସୃଷ୍ଟି ହେଉଛି । ଶିବିରରେ ଇଗ୍ନୋର ବିଭିନ୍ନ ପ୍ରକାରର ସେବା ଓ ସହାୟତା ବିଷୟରେ ସଚେତନତା ସୃଷ୍ଟି ହେଉଛି ।

Lucknow

<http://rclucknow.ignou.ac.in/news/1>



Patna

Organisation of Promotional Meetings for January cycle 2024

Dr Shalini Dixit organised two Promotional Meetings in the Online mode for LSCs 05200 and 0556 on 21st February 2024 & 26th February 2024. She also organised three Promotional Meetings in F2F mode in the LSCs 0511, 0568 & 0573 on 27.02.2024, 28.02.2024 & 29.02.2024 respectively. The Programme in Nalanda College, Nalanda(0573) was made available on You Tube Vide the Link YOU TUBE https://youtu.be/ottNmFrBVv0?si=qihvVZ6Nn_WXXIZAu. The students actively participated in all the five promotional meetings. They were explained about the FYUP programmes and the other IGNOU programmes which are being offered through ODL mode from January 2024 session.





Dr. Asif Iqbal, ARD addressed the local prospective learners of Jamui, Bihar through video conferencing on the topic “Career Planning through IGNOU Cum promotional meeting” for January 2024 session, jointly organized by S.A.Eklavya Degree Mahavidyalaya, Jamui local Panchayat of Paimatiyana at Bharatpur village under Sonu Block on 25th February 2024. In his address, Dr. Asif Iqbal provided the details of IGNOU’s general programmes and skill-based programmes. He also informed the audience about the admission process, eligible criteria, scholarship and SC/ST scheme of eligible candidates and flexibility during the registration period.

In the meeting Dr.N Kumar Dubey, Coordinator of LSC 05177, Dr. Nand Kishore Yadav, Dr. Vinod Kumar Ranjan (local Mukhia) and Anand Kumar Das (Social worker), many parents and about 85 prospective students were present.



Regional Centre Patna and Sachidanand Sinha College, Aurangabad jointly organized an online promotional meeting on “Pre admission Counselling for January 2024” on 26th February 2024. In his welcome address to the students Prof. SK Mishra (Principal of the college) said that as per UGC Notification students can opt one of IGNOU's programme as an add on courses for their career advancement. Dr Abhilash Nayak (Regional Director) in his address, spoke about the details of IGNOU programmes and Skill-based programmes that it could help them in choosing better careers. In the meeting Dr Asif Iqbal, ARD, in his address, elaborated the admission process, eligible criteria and flexibility during the registration period. Dr.Shailini Dixit (ARD) also addressed the audience and told them about the IGNOU's Examination process in details - In the meeting Arun Kumar Tripathi, Coordinator of LSC05200 and other Faculty members of institution and approximately 55 students were present -



Regional Centre Patna and H.D. Jain College, Ara Jointly organized an online promotional meeting on the topic; career counselling through IGNOU Programme cum Promotional Meeting: for January 2024 session held on 29th February 2024. In his welcome address to the students Prof-

Kundan Kundan Singh (Principal of the college) said that as per UGC Notification students could opt of IGNOU programmes as an add on courses for their career advancement and enhance their employability. Dr Abhilash Nayak (Regional Director) in his address, he informed students in detail about IGNOU’s programmes and the facilities available in IGNOU for different categories of learners. Dr Asif Iqbal, ARD, in his address, elaborated the admission process, eligible criteria and flexibility during the registration, registration details and IGNOU’s Examination process in details. In the meeting Dr. Altaf Malik, Assistant Coordinator of LSC05161 and other Faculty Members of institution and approximately 88- students were present -



Organisation of Counselling Classes for Online and ODL Programmes

Identified as the Nodal RC, RC Patna organised and monitored the academic counselling sessions for the BLISOL & MATSOL programmes. Besides, Face to face counselling sessions were also started in the LSCs 0511 & 0573. Besides, Online Counselling Sessions were also organised for Agniveer Learners (IAF – RC Patna identified as nodal RC) who had taken admission in BAAS and BCOMAS in July 2023 cycle. Dr Shailini Dixit, ARD organised the Counselling Sessions for both the Online and ODL programmes.

BLISOL

<https://meet.google.com/cwt-jevq-raq>

<https://meet.google.com/mxi-vodi-ier>

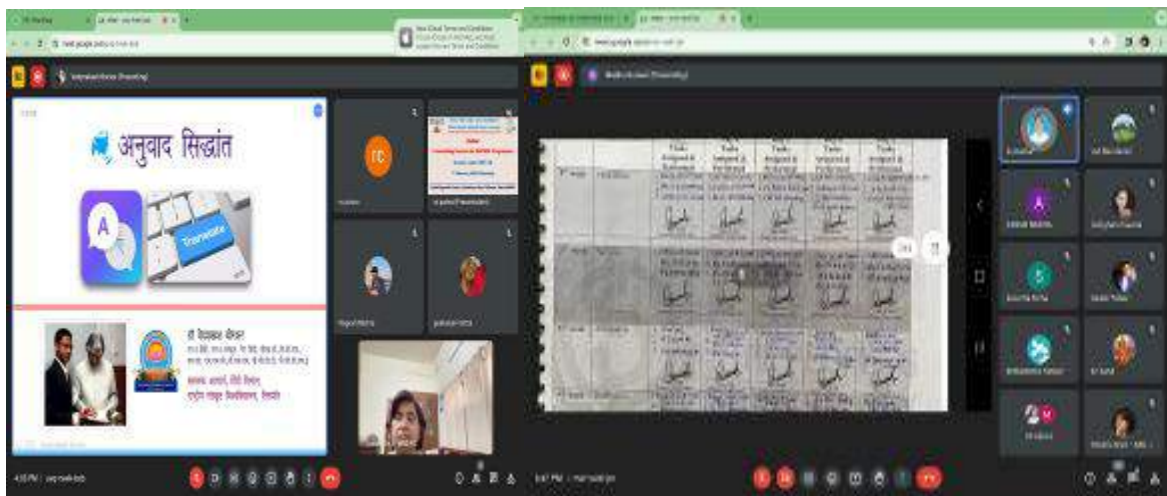
MATSOL.

<https://meet.google.com/uvg-tvwk-bxb>

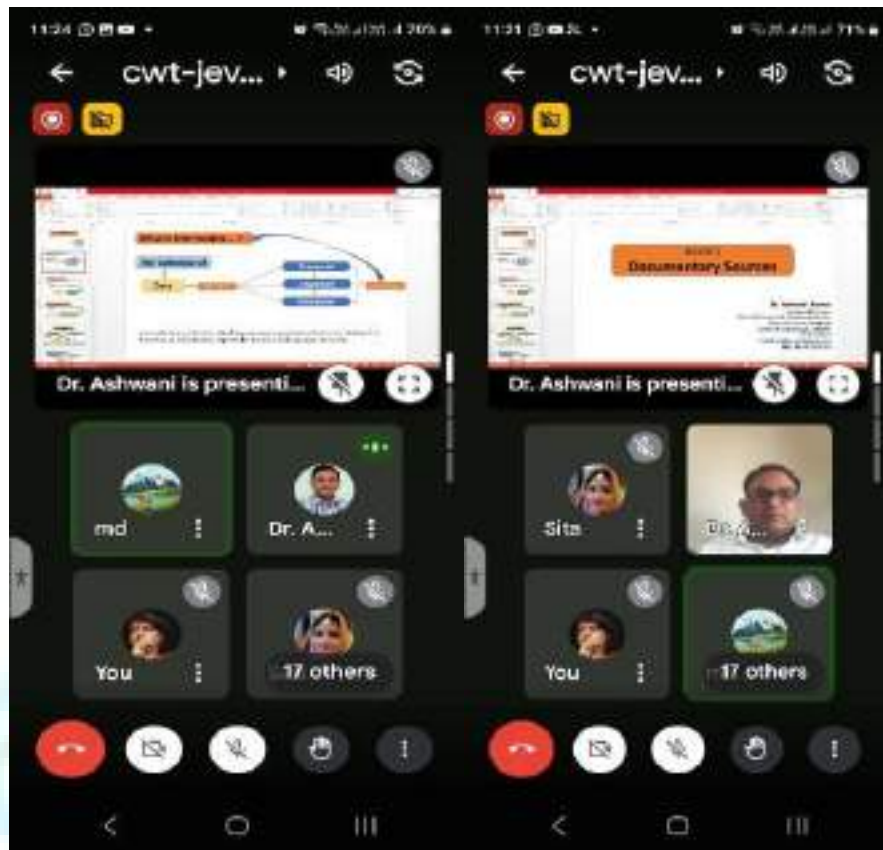
AGNIVEER (IAF).

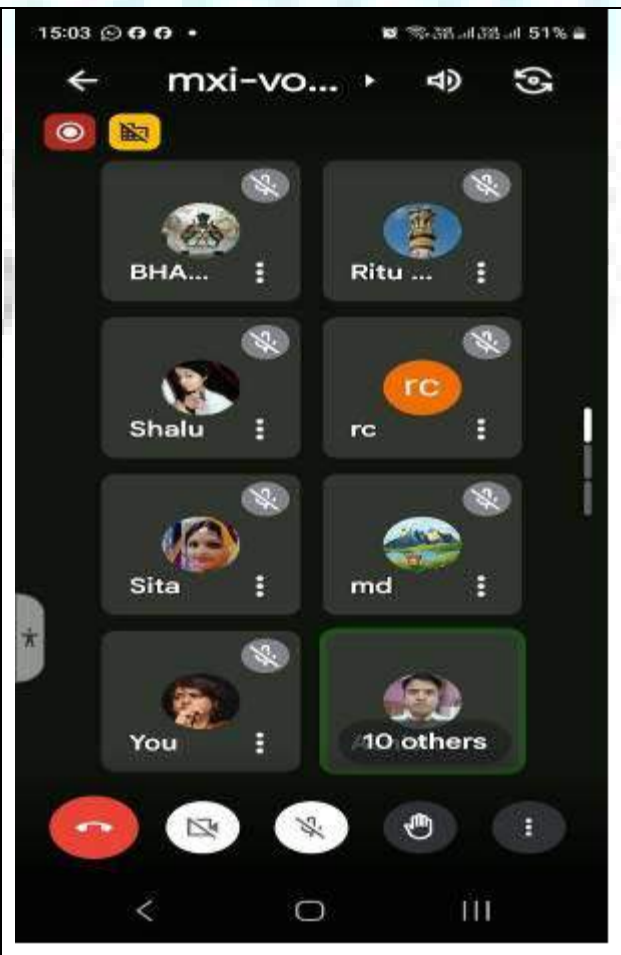
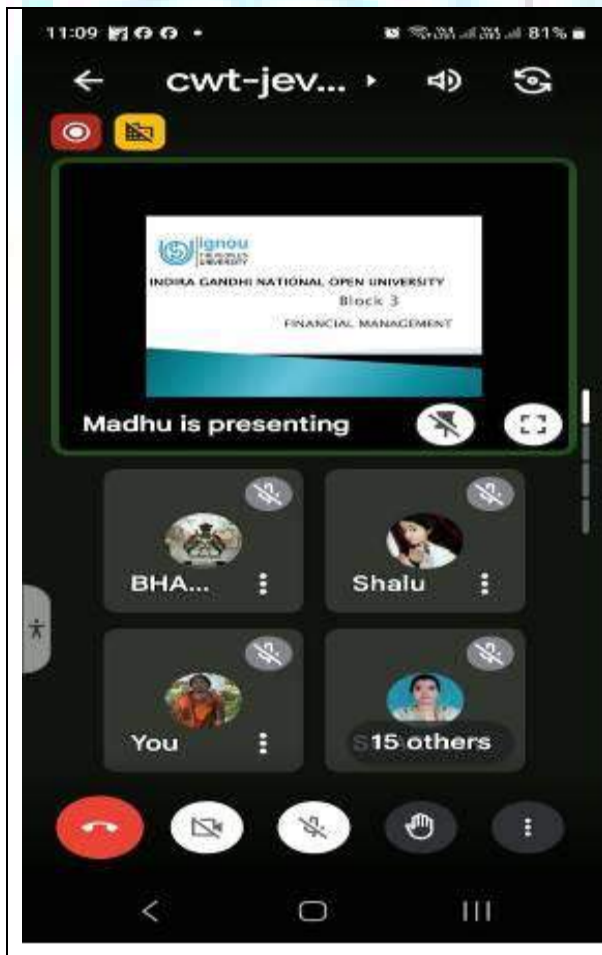
<https://meet.google.com/veh-akcg-cvf>

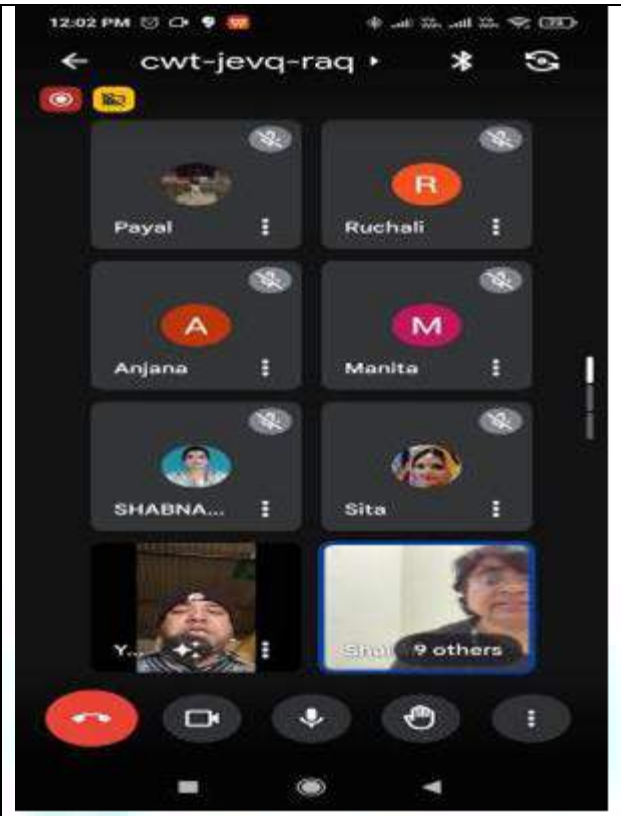
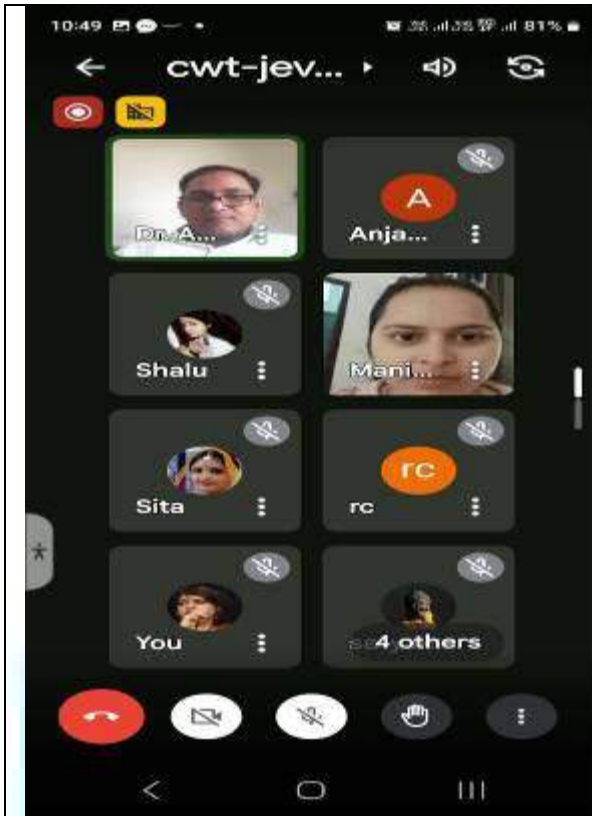
<https://meet.google.com/vra-jcyj-scy>

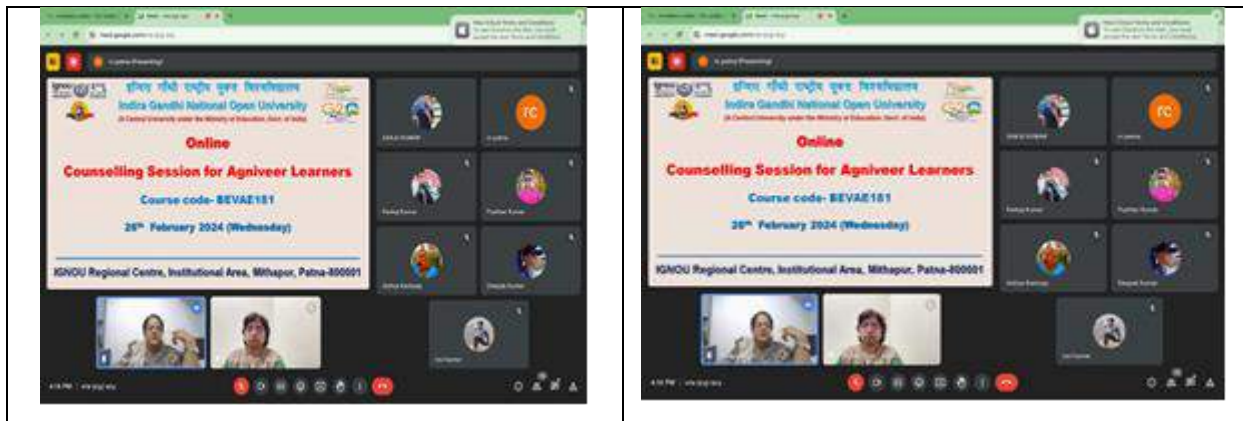












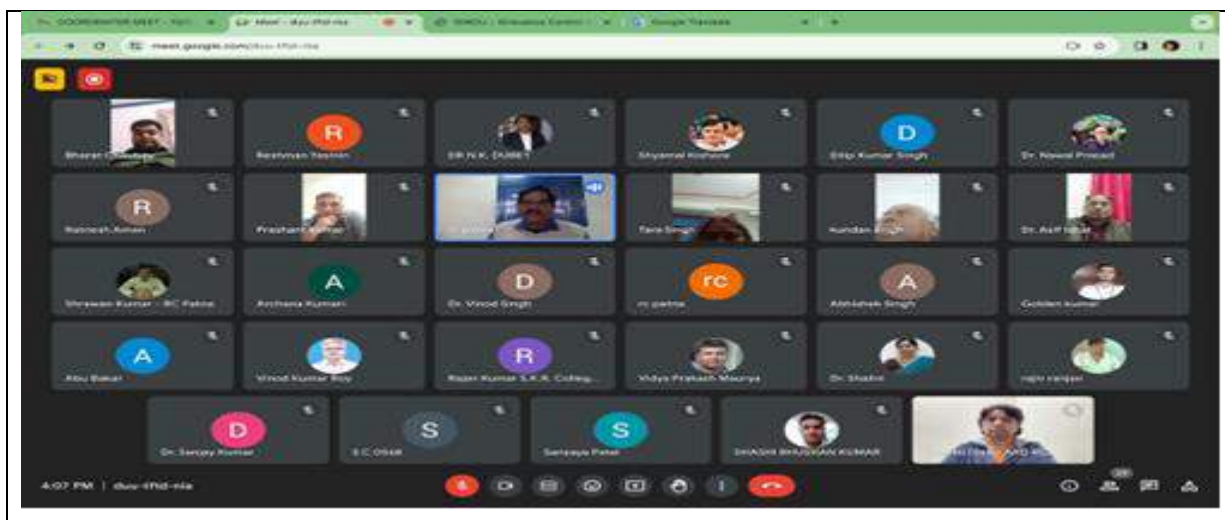
Coordinator Meet

The Regional Centre organised an Online Coordinators Meet at 4:30 pm on 15.02.2024 to discuss:

- Status of assignment evaluation for TEE, December 2023
- Organisation of Promotional Meetings for January 2024
- Organisation of face to face counselling sessions at the LSCs
- Activation of the new MSc Programmes and FYUP programmes launched by IGNOU
- 37th Convocation of IGNOU to be held on the 20th of February 2024
- Establishment of Examination Centres for TEE June 2024
- Renewal of PTF at the LSCs

Meeting Link <https://meet.google.com/duu-tftd-nia>





Press Meet

In view of the forthcoming Convocation and on-going admissions for January 2024 cycle, The Regional Centre organised a Press Meet on 16.02.2024. Twenty representatives from the print and electronic media participated in this meet and gave a wide coverage to this event.



Online Grievance Redressal Session

The Regional Centre organised an online Grievance Redressal Session at 3 pm on 23-02-2024 for the learners of Master's Degree Programs of July 2023 who had grievances related to any of the support services. All officers and officials dealing with student support services joined the online session to clarify the doubts and address the grievances of the learners.

Google Meet link: <https://meet.google.com/pkv-fawo-svd>.



Participation of the RD in the FDP of UGC MMTTC, Patna University

The Regional Director Dr Abhilash Nayak acted as one of the Resource Persons in the 28day Refresher Course being organised by the UGC MMTTC, Patna Univeristy, Patna and delivered a talk on “Envisioning a Transformative Role of Open, Online and Distance Learning in India” at 10 am on 10.02.2024.



Ranchi

Promotional meetings

IGNOU RC took initiative in expanding outreach and enhancing enrolment in the region by conducting outreach programs offline and online with the active support of the LSCs. The glimpses of our effort below.

Conducted Promotional meeting on 04.02.2024 by LSC – 0534P R K Mission English School at Kasturba Gandhi balika vidyaalaya, Sundernagar, jamshedpur. Total numbers of participants 75.



Conducted Promotional meeting on 05.02.2024 by LSC – 32051 Jamshedpur Women’s College, Jamshedpur at +2 High School Baradurai sakchi,. Total numbers of participants 177.



Conducted Promotional meeting for SC/ST Student on 07.02.2024 by LSC – 32051 Jamshedpur Women's Jamshedpur College, at Sitaramdera Aadiwasi High , Jamshedpur. Total numbers of participants 147.



Conducted Promotional meeting on 07.02.2024 by LSC – 0534P R K Mission English School at Musabani Mines Inter College, Jamshedpur. Total numbers of participants 350.



Conducted Promotional meeting on 12.02.2024 by LSC – 32034 K.B. Women’s College, Hazaribagh. Total numbers of participants 87.



Conducted On Line Promotional meeting on 12.02.2024 by LSC – 0525 Mahila College, Chaibasa for B.ed & M.ed Student. Total numbers of participants 83.



Conducted On Line Promotional meeting on 17.02.2024 by LSC – 0525 Mahila College, Chaibasa for at Mahila College, Chaibasa. Total numbers of participants 203



Conducted Promotional meeting on 23.02.2024 by LSC – 32051 Jamshedpur Women’s College, Jamshedpur at B.ed Department, Jamshedpur Women’s College, Total numbers of participants 107.



Conducted Promotional meeting on 24.02.2024 by LSC – 32051 Jamshedpur Women’s College, Jamshedpur at ARKA Jain University, Jamshedpur. Total numbers of participants 87



Conducted Promotional meeting on 24.02.2024 by LSC – 32051 Jamshedpur Women’s College, Jamshedpur at Indo Denis Tool Room, Jamshedpur. Total numbers of participants 167.



Conducted Promotional meeting on 28.02.2024 by LSC – 3611 Chatra College, Chatra at LPB College Chatra, Total numbers of participants 77.



Conducted Promotional meeting for SC/ST student on 28.02.2024 by LSC – 32034 K.B. Women’s College, Hazaribagh. Total numbers of participants 93.



Conducted Promotional meeting on 29.02.2024 by LSC – 32053 Yogada Satsang College Ranchi at TVM +2 CM Excellence High School, Ranchi. Total numbers of participants 89.



Coordinators’ Meeting (25.02.2024)

A Coordinators’ Meeting was organized on 25.2.2024 at IGNOU Regional Centre, Ranchi through fact-to-face mode after a gap of almost 4 years. Coordinators from 26 LSCs and a few Asst Coordinators participated in this meeting along with the RC Academics, Officer and RC officials. The Meeting was started with the welcome address by the Sr RD followed by Ice breaking session and presentation of LSC Reports by the Coordinators. A presentation was made by Dr S Mohanty, Sr RD on ODL, Counseling and evaluation followed by specific discussions on Counselling (Online/Offline) (Theory/Practical) etc and how to attract more students in the offline counseling sessions. Empanelment of Academic Counselors and activation of new Programs at the LSCs were discussed to add variety and increase enrolment in the LSC. Discussions were held to enhance

enrolment by promoting different programs adopting different methods (online/Offline) to reach out to different locations and people. Post lunch, discussions were held on evaluation of assignment responses, finance and accounts and conduct of TEE etc. The meeting was ended with vote of Thanks by Dr Ragini, ARD. Dr Moti Ram, DD and Mr J P Ojha, DR participated actively in the meeting.



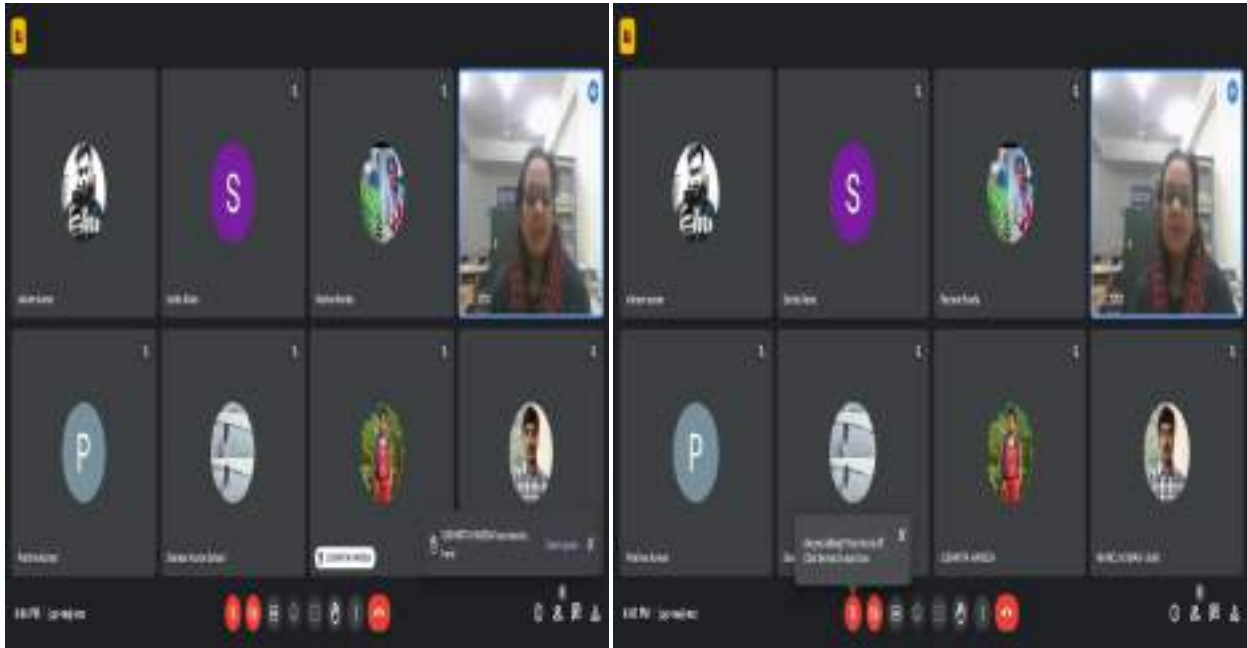


Practical activity month of February, 2024.

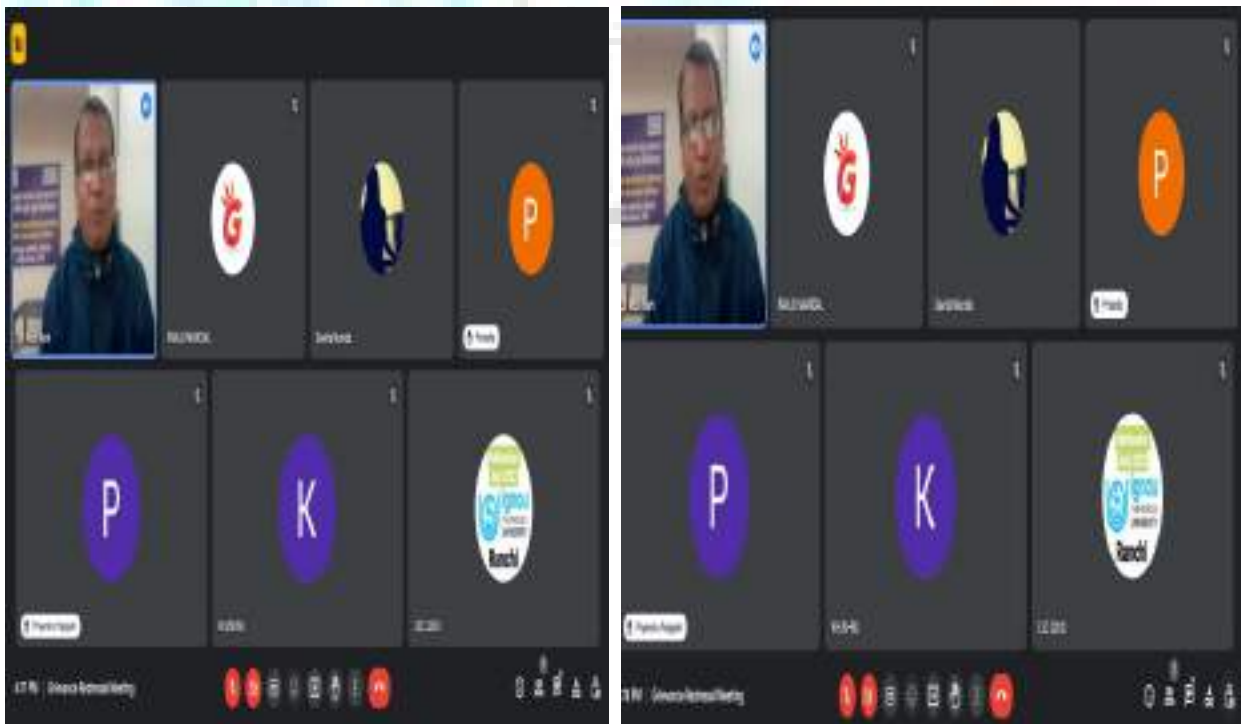


Conducted 04 Grievance Redressal Meetings Online

Online Grievance Redressal Meeting on 01.02.2024 by Regional Centre



Online Grievance Redressal Meeting on 15.02.2024 by Regional Centre.



Digital Poster circulate different social Media platforms in the month of February, 2024.

IGNOU THE PEOPLE'S UNIVERSITY

JAN 2024

Admissions Open for M Sc Physics

Eligibility: 1. Graduates with Honours/ honors in Physics. 2. Graduates with a B.Sc. Degree (including IGNOU B.Sc. Program under ODS) with Physics and Mathematics. 3. Graduates with a B.Sc. Degree of IGNOU or any recognized Open University with a minimum of 32 credits of Physics OR Mathematics or one of the subjects.

Duration: 2 Years (Minimum); 4 Years (Maximum)

Fee: Rs 14000/- per year

Admission Portal (Distance):
<https://ignouadmission.samarth.edu.in/>
 Program related information is available in the Common Prospectus <http://ignou.ac.in/Userfiles/Common-Prospectus-English.pdf>.

IGNOU Regional Centre - Ranchi
www.ignou.ac.in ; Email: rcranchi@ignou.ac.in

IGNOU THE PEOPLE'S UNIVERSITY

Admission Jan 2024

Admissions Open for PG Diploma in Translation (PGDT)

Eligibility: Bachelors Degree, Medium: Hindi, Fee: Rs 4000/-

Duration: 1 Year (Minimum), 3 Years (Maximum)

Post Graduate Diploma in Translation is designed to develop the foundation skills of the learner and test their in-formation, besides improving the knowledge of the theory and practice of translation. It enables the students to undertake the more advanced translation in a Program of Translation from English to Hindi and vice versa.

Admission Portal
<https://ignouadmission.samarth.edu.in/>

Program related information is available in the Common Prospectus <http://ignou.ac.in/Userfiles/Common-Prospectus-English.pdf>

IGNOU Regional Centre - Ranchi
rcranchi@ignou.ac.in

IGNOU THE PEOPLE'S UNIVERSITY

Admission Jan 2024

India's Grade National Open University (IGNOU) announces ADMISSIONS to its Distance Education and Online Academic Programs for the Academic Cycle commencing from Jan 2024. Admissions are going on for Certificate, PG Certificate, Diploma, PG Diploma, Advanced Diploma, Bachelor and Master Degree Programs in various disciplines. Admissions are done ONLINE. The admission portal opens information on all the programs offered through the portal. Interested candidates can also visit IGNOU website www.ignou.ac.in for more information about the University, its activities and services offered to its learners. Program related information and rules of the University are available in the Common Prospectus 2024 which can be accessed through this link <http://ignou.ac.in/Userfiles/Common-Prospectus-English.pdf>.

Admission Portal for ODL Programs:
<https://ignouadmission.samarth.edu.in/>

Admission Portal for Online Programs:
<https://top.ignouonline.ac.in/>

For more information and queries, you can email us at rcranchi@ignou.ac.in

Last Date of Application: 29.2.2024

IGNOU REGIONAL CENTRE - RANCHI

IGNOU THE PEOPLE'S UNIVERSITY

JANUARY 2024

Admission Open for All Master, Bachelor, PG Diploma, Diploma, Certificate & Awareness Programs

Offered through ODL and Online mode

Admission Portal (Distance):
<https://ignouadmission.samarth.edu.in/>

Admission Portal (Online):
<https://top.ignouonline.ac.in/>

www.ignou.ac.in

Last date for submission of application form: February 2024

Program related information is available in the Common Prospectus <http://ignou.ac.in/Userfiles/Common-Prospectus-English.pdf>

For more information and queries, you can email us at rcranchi@ignou.ac.in

IGNOU THE PEOPLE'S UNIVERSITY

Admission Jan 2024

ADMISSIONS OPEN

FOR ALL MASTER, BACHELOR, PG DIPLOMA, DIPLOMA, CERTIFICATE AND AWARENESS PROGRAMS

Programs are offered through ODL and Online mode

Admission Portal (Distance): <https://ignouadmission.samarth.edu.in/>

Admission Portal (Online): <https://top.ignouonline.ac.in/>

Program related information is available in the Common Prospectus <http://ignou.ac.in/Userfiles/Common-Prospectus-English.pdf>

IGNOU Regional Centre - Ranchi

Apply By Feb 29, 2024

IGNOU THE PEOPLE'S UNIVERSITY

Admission Jan 2024

Admissions Open for

- Master of Social Work (MSW)
- Master of Social Work Counseling (MSWC)

Eligibility: Bachelors Degree in any discipline

Duration: 2 Years (Minimum); 4 Years (Maximum)

Program Fee: Rs 18000/- per Year

Admission Portal
<https://ignouadmission.samarth.edu.in/>

IGNOU Regional Centre - Ranchi

Admission Jan 2024

IGNOU THE PEOPLE'S UNIVERSITY

Enrol Now

ADMISSIONS OPEN FOR

MASTER OF ARTS

Women & Gender Studies (MAWGSR)
Gender & Development Studies (MAGD)

Eligibility: Bachelor's Degree
Duration: 2 Years (Minimum), 4 Years (Maximum)
Program Fee: Rs 3400/- (MAWGSR) per year
 Rs 6200/- (MAGD) per year

Admission Portal
<https://ignouadmission.samarth.edu.in/>

IGNOU Regional Centre - Ranchi

Admission Jan 2024

IGNOU THE PEOPLE'S UNIVERSITY

Enrol Now

Admissions Open for

Master of Arts in

- Journalism & Mass Communication (MAJMC)
- Journalism & Digital Media (MAJDM)
- Journalism & Electronic Media (MAJEM)
- Development Journalism (MADJ)

Eligibility: Bachelor's Degree (any discipline)
Duration: 2 Years (Minimum), 4 Years (Maximum)
Fee: Rs 12000/- (MAJMC, MAJDM, MAJEM), Rs 12000/- (MADJ) per year

Program related information is available in the Common Prospectus

Admission Portal
<https://ignouadmission.samarth.edu.in/>

IGNOU Regional Centre - Ranchi

IGNOU THE PEOPLE'S UNIVERSITY

Re-Registration for Jan 2024 is on...

Re-register by 15 Feb

Students of Semester-based UG and PG Programs of July 2023 and December 2023 can re-register for the next semester now subject to the validity of the Program.

Students of Year-based UG & PG Programs of Jan 2023 and previous sessions can re-register for the next Year now subject to the validity of the Program.

Admission Portal: <http://admission.ignou.ac.in/>

IGNOU REGIONAL CENTRE - RANCHI
WWW.IGNOU.AC.IN

Admission Jan 2024

IGNOU THE PEOPLE'S UNIVERSITY

Enrol Now

Admissions Open for

- Master of Arts (History)
- Master of Arts (Political Science)
- Master of Arts (Sociology)
- Master of Arts (Economics)
- Master of Arts (Philosophy)

Eligibility: Bachelor's (any discipline)
Duration: 2 Years (Min), 4 Years (Max)

Program related information is available in the Common Prospectus

Admission Portal
<https://ignouadmission.samarth.edu.in/>

IGNOU Regional Centre - Ranchi

IGNOU THE PEOPLE'S UNIVERSITY

Indira Gandhi National Open University

Celebrates International Woman's Day-2024

IDEATHON

Theme: Invest in Women and Accelerate Progress
Language: Hindi/English

Participants: Open to employees and registered students of IGNOU

Last Date for Submission: 3rd March, 2024
email to: cash@ignou.ac.in

For Students: Name, Gender, Enrolment number, Name of programme, Name of Regional Centre, Mobile number, email ID and postal address.
For IGNOU Employees: Employee ID, mobile number, email ID, place of posting and postal address.

Note: Only single entry will be accepted. The idea has to be original.

Organized by:
 Committee Against Sexual Harassment (CASh)
 &
 Equal Opportunity Cell (EOC)

IGNOU THE PEOPLE'S UNIVERSITY

Admission Open

for January 2024 session

M Sc Industrial Safety (MSCIDS)

Eligibility: BSC/BE/BTECH
Duration: 2 Years (Minimum), 4 Years (Maximum)
Fee: Rs 14200/- per year

MA Population & Family Health Studies (MAPFHS)

Eligibility: Graduation ; Fee: Rs 6000/- per year
Duration: 2 Years (Minimum), 4 Years (Maximum)

Program related information is available in the Common Prospectus
<http://ignou.ac.in/userfiles/Common-Prospectus-English.pdf>.

Admission Portal (Distance):
<https://ignouadmission.samarth.edu.in/>

REGISTER NOW!

IGNOU Regional Centre - Ranchi
www.ignou.ac.in Email: rcranchi@ignou.ac.in

Admission Jan 2024

ignou
THE PEOPLE'S UNIVERSITY

Admissions Open for

- **Diploma in Early Childhood Care Education (DECE)**
- **Diploma in Nutrition & Health Education (DNHE)**

Eligibility: 10+2 or Equivalent
Duration: 1 Year (Minimum), 3 Years (Maximum)
Fee: Rs 3000/-

Program related information is available in the Common Prospectus
<http://ignou.ac.in/userfiles/Common-Prospectus-English.pdf>

Admission Portal
<https://ignouadmission.samarth.edu.in/>

IGNOU Regional Centre - Ranchi
www.ignou.ac.in Email: rcranchi@ignou.ac.in

ADMISSION JAN 2024

ignou
THE PEOPLE'S UNIVERSITY

Admissions Open for

- Post-Graduation
- Graduation
- PG Diploma
- Diploma
- PG Certificate
- Advanced Certificate
- Certificate
- Awareness Programmes

• **CEL Programmes**

• **Online Programmes**

• **Course-Wise Registration**

Admission Portal (Distance)
<https://ignouadmission.samarth.edu.in>

IGNOU Regional Centre - Ranchi
rcranchi@ignou.ac.in

ignou
THE PEOPLE'S UNIVERSITY

Admission Jan 2024

ADMISSIONS OPEN FOR

- **Master of Arts - Folklore & Culture Studies (MAFCS)**
- **Master of Arts - Translation Studies (MATS)**

Eligibility: Graduation in any Discipline
Duration: 2 Years (Minimum), 4 Years (Maximum)
Program Fee: Rs 6000/- per year

Eligibility: Graduation in any Discipline (adequate knowledge of Hindi & English)
Duration: 2 Years (Minimum), 4 Years (Maximum)
Program Fee: Rs 6000/- per year

Program related information is available in the Common Prospectus
<http://ignou.ac.in/userfiles/Common-Prospectus-English.pdf>

Admission Portal
<https://ignouadmission.samarth.edu.in/>

IGNOU Regional Centre - Ranchi
www.ignou.ac.in Email: rcranchi@ignou.ac.in

ignou
THE PEOPLE'S UNIVERSITY

Admissions Open For

MBA PROGRAMS

- **MBAHRM (Human Resource Management)**
- **MBAMM (Marketing Management)**
- **MBAFM (Financial Management)**
- **MBAOM (Operations Management)**

MBA
Specializations in HR/Marketing/Finance/Operations/Management

Eligibility: Graduation in any Discipline (adequate knowledge of Hindi & English)
Duration: 2 Years (Minimum), 4 Years (Maximum)
Program Fee: Rs 6000/- per year

Program related information is available in the Common Prospectus
<http://ignou.ac.in/userfiles/Common-Prospectus-English.pdf>

Admission Portal (Distance/Online)
<https://ignouadmission.samarth.edu.in/>

IGNOU Regional Centre - Ranchi
www.ignou.ac.in Email: rcranchi@ignou.ac.in

ADMISSION JAN 2024

ignou
THE PEOPLE'S UNIVERSITY

Admissions Open For

M Sc Zoology (MSCZOO)

Eligibility: The candidate should have passed the B.Sc. (Hons./B.Sc. (Major) in Zoology OR B.Sc. (General/CBCS) with Zoology as one of the subjects

Duration: 2 Years (Minimum), 4 Years (Maximum)
Program Fee: Rs 14200/- per year

Program related information is available in the Common Prospectus
<http://ignou.ac.in/userfiles/Common-Prospectus-English.pdf>

Admission Portal (Distance):
<https://ignouadmission.samarth.edu.in/>

IGNOU Regional Centre - Ranchi
www.ignou.ac.in Email: rcranchi@ignou.ac.in

Admission Jan 2024

ignou
THE PEOPLE'S UNIVERSITY

Admissions Open for

- **MA Education (MAEDU)**
- **PG Diploma in Educational Technology (PGDET)**
- **PG Diploma in Educational Management & Administration (PGDEMA)**

Eligibility: Bachelors Degree
Duration: 2 Years (Minimum), 4 Years (Maximum)
Program Fee: Rs 9500/-

Eligibility: Bachelors Degree
Duration: 1 Year (Minimum), 3 Years (Maximum)
Program Fee: Rs 5600/-

Eligibility: Bachelors Degree
Duration: 1 Year (Minimum), 3 Years (Maximum)
Program Fee: Rs 7000/-

Admission Portal
<https://ignouadmission.samarth.edu.in/>

IGNOU Regional Centre - Ranchi
www.ignou.ac.in Email: rcranchi@ignou.ac.in



IGNOU
THE PEOPLE'S UNIVERSITY

Admission Jan 2024

Indira Gandhi National Open University (IGNOU) announces **ADMISSIONS** to its Distance Education and Online Academic Programs for the Academic Cycle commencing from Jan 2024. Admissions are going on for Certificate, PG Certificate, Diploma, PG Diploma, Advanced Diploma, Bachelor and Master Degree Programs in various disciplines. Admissions are done **ONLINE**. The admission portal carries information on all the programs offered through the portal. Interested candidates can also visit IGNOU website www.ignou.ac.in for more information about the University, its activities and services offered to its learners. Program related information and rules of the University are available in the Common Prospectus- 2024 which can be accessed through this link <http://ignou.ac.in/userfiles/Common-Prospectus-English.pdf>.

Admission Portal for **DDL Programs**:
<https://ignouadmission.samarth.edu.in/>

Enrol Now

Admission Portal for **Online Programs**:
<https://kop.ignouonline.ac.in/>

For more information and queries, you can email us at rcranchi@ignou.ac.in

Last Date of Application: 15.2.2024

IGNOU REGIONAL CENTRE - RANCHI



IGNOU
THE PEOPLE'S UNIVERSITY

B Sc
(Applied Science - Energy)
[BSCAEY]

Admissions Open for Jan 2024

Eligibility: 10+2 with Physics & Maths

Duration: 3 Years (Minimum), 6 Years (Maximum)

Program Fee: Rs7200/- per year

Special Features:

- Multidisciplinary, modular program with multiple entry and exit options
- Certificate of Solar Energy Management & Diploma in Green Transportation will be awarded after completion of first two and four semesters respectively

Admission Portal (Distance)
<https://ignouadmission.samarth.edu.in/>

IGNOU Regional Centre - Ranchi
@www.ignou.ac.in | Email: rcranchi@ignou.ac.in



IGNOU
THE PEOPLE'S UNIVERSITY

Indira Gandhi National Open University
Celebrates International Woman's Day-2024

UNLEASH YOUR CREATIVITY! CELEBRATE WOMAN'S DAY WITH COLOURS

PAINTING COMPETITION

Theme: Role of Women in Smart India

Participants: Open to all employees and their family members and registered students of IGNOU

Last Date for Submissions: 3rd March, 2024 05:00 p.m.

For Students: Name, Date of Birth, Enrollment number, Name of Programme, Name of Regional Centre, Mobile number, email ID and postal address.
For Family members: Name of participant, Name of IGNOU employee, For IGNOU Employees: Employee ID, mobile number, email ID, place of posting and postal address.

The winners can be presented at home on a shipping stamp of Rs one, submitted by hand of parent by post to:
Committee Against Sexual Harassment (CASB), Block 'C', House 'B', 49, Jhansi Road, New Delhi-110002, India
Indira Gandhi National Open University, Mahatma Road, New Delhi-110002

Organized by:
Committee Against Sexual Harassment (CASB) & Equal Opportunity Cell (EOC)



IGNOU
THE PEOPLE'S UNIVERSITY

Indira Gandhi National Open University
Celebrates International Woman's Day-2024

Theme: Contribution of Women towards Green Ecosy

Language: Hindi/English

Word Limit: 120 to 1000 words

Participants: Open to employees and registered students of IGNOU

Categories: Category 'A' for Diploma/Certificate/Under Graduate students, Category 'B' for Post Graduate and Research Scholars, Category 'C' for IGNOU employees

Last Date for Submissions: 3rd March, 2024
Please submit your entries to: casb@ignou.ac.in

For Students: Name, Gender, Enrollment Number, Name of Programme, Name of Regional Centre, Mobile number, email ID and Postal address
For IGNOU Employees: Employee ID, mobile number, email ID, place of posting and postal address

Note: Only single entry will be accepted and the work should be original.

Organized by:
Committee Against Sexual Harassment (CASB) & Equal Opportunity Cell (EOC)

Shillong

Report on the visit of Academics to observe practical

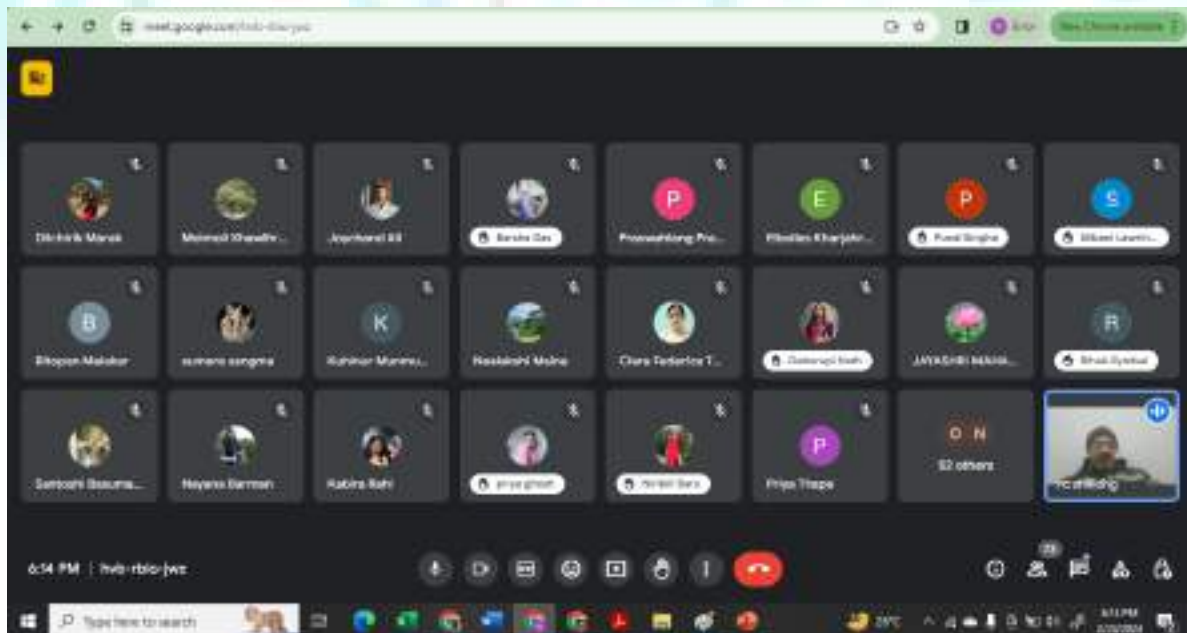
The practical for MSCENV is being held on and from 29-01-2024 to 10-02-2024 at Shillong College under the supervision of RC Academics. The RC Academics visited the College to interact with the learners and academic counselors of MSCENV programme.

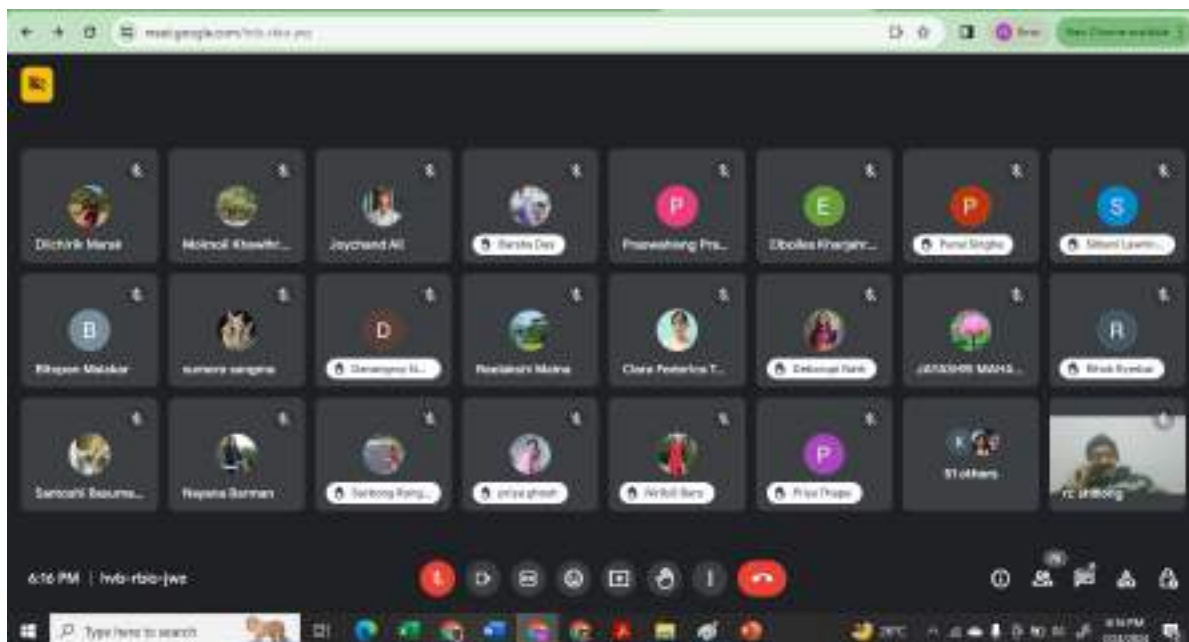


Learners Support Service from Regional Center

IGNOU Regional Center frequently interacts with the learners. An online session was organized to interact with the students of Master's Degree to understand the needs of the learners.

Date 24-02-2024 time 6.00 to 7.30 p.m. virtual meeting for preparation of National Science Day NSD-2024.





Observation of National Science Day (NSD) 2024

The IGNOU Regional Center Shillong has celebrated National Science Day (NSD) -2024 in virtual mode. In this programme Prof. Bhagirathi Panda Professor of Economics, North Eastern Hill University and Honorary Director of ICSSR-NERC, Shillong has been performed as a Resource Person. In his address, Prof. Panda said that the indigenous technology development will create a new dimension to India's development. This will not only create a new era but also presents an opportunity for public and scientific fraternity, both domestically and internationally, to collaborate, work together, and contribute to the well-being of India and humanity as a whole. By this process of indigenous technology development one day our country will be self-reliance or **Atmanirbhar through science**.

National Science Day is celebrated every year to commemorate the mark of Discovery of Raman effect by Indian Noble Laurate Sir Chandrashekar Venkat Raman in the year 1930. The theme of the National Science Day 2024 is "**Indigenous Technologies for Viksit Bharat**". The theme for this year's celebration reflects a strategic focus on promoting public appreciation for Science, Technology and Innovation. There is dream for accomplishments of Indian scientists to address challenges through home-grown technologies for over-all well-being.

**INDIRA GANDHI NATIONAL OPEN UNIVERSITY
REGIONAL CENTER SHILLONG**

**Observation of
NATIONAL
SCIENCE
DAY – 2024**

Prof. Nageshwar Rao
Hon'ble Vice-Chancellor
IGNOU, New Delhi

Prof. Kiran Hazarika
Pro Vice-Chancellor
IGNOU, New Delhi

Resource person
Prof. Bhagirathi Panda
Director, ICSSR-NERC,
Shillong, NEHU Campus

Date & Time: Thursday, 28th February 2024, 2.30 p.m.
Platform: Google Meet Link <https://meet.google.com/hvb-rbio-jwz>

1st online Lecture on Science Projects by Learners

1st online Lecture on Science Projects by Learners of Master of Science (Environmental Science) Organized by **InnovationClub@RCSHILLONG** on **28th February 2024** in virtual mode. During the session, four learners—Ms. Tribenee Gogoi (Enrollment number: 2201224161), Bhaskar Saikia (Enrollment number: 2252032200), Mr. Asif Ahmed Hazarika (Enrollment number: 2201243243), and Dr. Bhriugu Prasad Saikia (Enrollment number: 2251769954)—shared their insights and expertise in project preparation. Notably, all the presenters are currently employed in government positions or engaged in central/world bank projects. They articulately detailed their methods of data collection from primary sources, with the final speaker outlining the steps to be followed by learners for the successful completion of a project. The entire lecture is accessible on the RC YouTube channel.





**INDIRA GANDHI NATIONAL OPEN UNIVERSITY
REGIONAL CENTER SHILLONG**

**1st online Lecture on Science Project by
Learners of Master of Science (Environmental Science)**
Organized by InnovationClub@RCSHILLONG

Learners as a Presenter


 Prof. Nageshwar Rao
Hon'ble Vice-Chancellor
IGNOU, New Delhi


 Prof. Kiran Hazarika
Pro-Vice Chancellor
IGNOU, New Delhi


 Mr. Asif A.
Hazarika


 Mr. Bhaskar
Saikia


 Dr. Bhriugu
Prasad Saikia


 Ms. Tribenee
Gogoi

Date & Time: Thursday, 28th February 2024, 2.30 p.m.
 Platform: Google Meet Link <https://meet.google.com/hvb-rbio-jwz>

Programme flyer

1st Speaker: Ms. Tribenee Gogoi, Community Health Officer, Learner of MSCENV



Topic: *Biomedical Waste Management Practices and its Risks to Human Health and Environment with Special Reference to Darrang*

District, Assam.

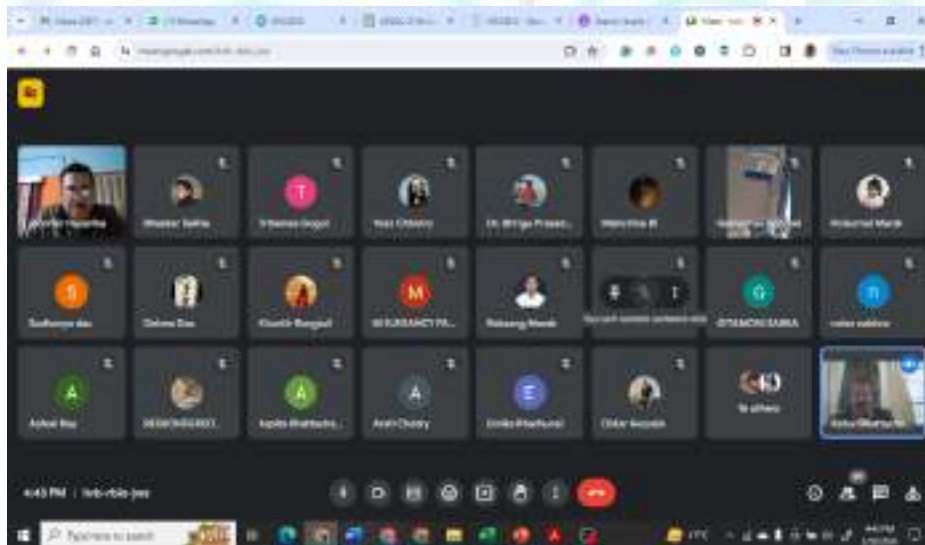


2nd Speaker: Mr. Bhaskar Saikia, Assistant Zoologist, Learner of MSCENV



Topic: Creation of baseline data to study the impact of Climate Change on amphibians in Meghalaya.

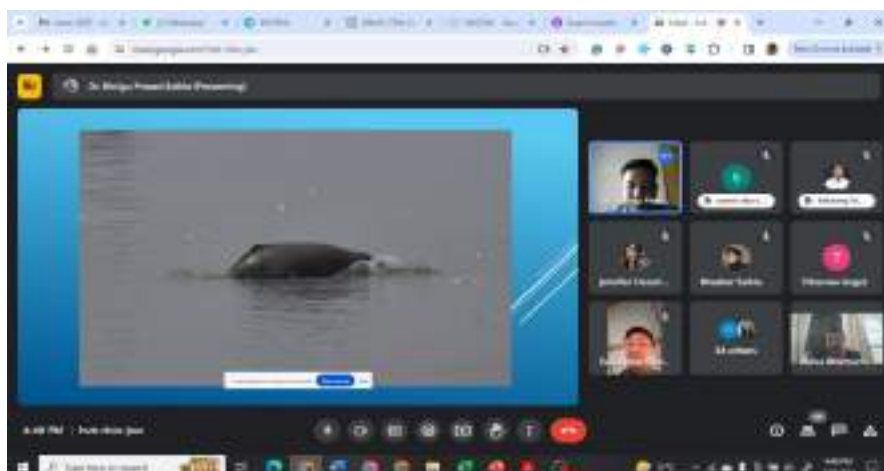
3rd Speaker: Asif Ahmed Hazarika, Tiger Researcher and Conservation Biologist, Learner MSCENV



Topic: Presence, absence and population distribution survey of Tigers in Kamlang Wildlife Sanctuary of Arunachal Pradesh and study on the impact of the proposed lower Dimwe Hydro

Electric Project on the Tiger habitat.

4th Speaker: Dr Bhrigu Prasad Saikia, Senior Environmental Specialist, Learner of MSCENV



Topic: Population and Distribution of Ganges River Dolphin in the Brahmaputra River Section Within the Guwahati City Limits, Assam.

Shimla

1. Induction meetings for the July, 2023 session.

- LSC 1102 on 03.02.2024 – held offline.
- LSC 1100 on 15.02.2024 – Attended online by the RC official.

2. Coordinators meeting

A Coordinators' meeting was held on 23.2.2024 to review the status of evaluation of assignments and uploading of awards thereof for TEE December, 2023 and to discuss the publicity and promotion strategy for the admission January, 2024.\

3 Number of TE exam centers visited/monitored by RC

The BCA/MCA practical exams at IGNOU EC 1123P (Shimla) were monitored by the RC officials on 3rd, 5th, 7th, 10th, 14th, 16th and 19th February, 2024.

4 Monitoring of academic counseling

Theoretical counseling

- PGDECFE (online) – Monitored by the RC on 1st and 2nd February, 2024
- BAAST (online) – Monitored by the RC on 15th and 17th February, 2024
- MSCDFSM (offline at SC 1134P) – one session attended/visited by the RC official

Practical counseling

- BSCG (LSC 1101, 1104 & 1113) – Practical monitored at SC 1101.
- MAPC (LSC 1101) – Monitored by the RC official

5 Publicity and Promotion of IGNOU Programmes

An awareness campaign/extension lecture was organized at the IGNOU SC 1183D (Model Central Jail, Kanda, Shimla) on 14.2.2024 in order to motivate jail inmates as well as the Jail officials to enroll in IGNOU programmes for the January, 2024 session.



Vijayawada

Title of the activity: **Foundation Stone Laying Ceremony of RC Vijayawada Building**

Date: 07.02.2024

Mode of activity: Offline

The foundation stone laying ceremony for the construction of the IGNOU Regional Centre Vijayawada Building in Rayapudi Village, Tullur Mandal, Guntur District was a momentous occasion. The bhoomi puja was performed by Dr K Sumalatha, Regional Director, RC Vijayawada, Dr MK Das, Sr Regional Director, RC Angul and Dr Dharma Rao Gonipati, Regional Director, RC Viskhapatnam (representatives from IGNOU, Delhi).

Later Shri Dharmendra Pradhan Hon'ble Union Minister of Education and Skill Development and Entrepreneurship, Government of India virtually inaugurated the ceremony, emphasizing the government's commitment to providing accessible and quality education in the presence of Prof Nageswar Rao, Vice Chancellor IGNOU

The local function commenced with welcome address by the Regional Director. The Guests highlighted the importance of the new regional centre in expanding educational opportunities, fostering skill development, and promoting entrepreneurship in the region.

Er. M Venkateswara Rao, Chief Engineer from CPWD addressed the audience, expressing their gratitude for the support received and their commitment to the success of the regional centre. They highlighted the positive impact on the centre would have on education, skill development in the region.

The foundation stone laying ceremony for the IGNOU Regional Centre in Rayapudi Village marked a historic moment in the pursuit of distance education, skill development, and entrepreneurship in the region. As construction progresses, the centre is poised to become a catalyst for positive change, offering new opportunities and empowering the community. The support and encouragement from the Hon'ble Union Minister of Education and Skill Development and Entrepreneurship have set the tone for a transformative journey that will benefit generations to come.

The event received an extensive coverage from local print media.

Bhoomi Puja







Virtual Inauguration of the Regional Centre Buildings and foundation stone laying at Vijayawada by Shri Dharmendra Pradhan, Hon'ble Union Minister of Education, Govt. of India





Report on the 37th IGNOU Convocation held on 20th February 2024

The IGNOU 37th Convocation was organized simultaneously at IGNOU Headquarters and 39 Regional Centres on February 20, 2024. Shri Jagdeep Dhankhar, Hon'ble Vice President, Govt. of India, was Guest of Honor at IGNOU Hqrs. The names of guests of honour who participated at regional centres are given below:

S. No.	NAME OF REGIONAL CENTRE	NAME OF GUEST OF HONOUR	DESIGNATION	INSTITUTION AFFILIATION (ADDRESS OF INSTITUTION)
1.	PANAJI	DR. PRAMOD SAWANT,	HON'BLE CHIEF MINISTER, GOA	OFFICE OF HON'BLE CHIEF MINISTER, PANJIM GOA
2.	SHILLONG	RAKKAM A. SANGMA	MINISTER	EDUCATION DEPARTMENT, BORDER AREAS DEVELOPMENT DEPARTMENT, GENERAL ADMINISTRATION DEPARTMENT, SHILLONG, MEGHALAYA
3.	AIZAWL	MR. VANLALHLANA	MINISTER (1. PUBLIC WORKS DEPARTMENT 2. TRANSPORT DEPARTMENT 3. PARLIAMENTARY AFFAIRS DEPARTMENT)	GOVERNMENT OF MIZORAM
4.	DEHRADUN	SHRI ANAND VARDHAN	ADDITIONAL CHIEF SECRETARY	GOVT OF UTTARAKHAND, DEHRADUN
5.	AHMEDABAD	DR.(MS.) NIRJA GUPTA	VICE-CHANCELLOR	GUJARAT UNIVERSITY, AHMEDABAD, GUJARAT
6.	BANGALORE	PROF. LINGARAJA GANDHI	VICE-CHANCELLOR	BANGALORE CITY UNIVERSITY, BANGALORE
7.	BHOPAL	PROF S.K. JAIN	VICE CHANCELLOR	BARKATULLAH UNIVERSITY BHOPAL
8.	BHUBANESWAR	PROF.APARAJITA CHOUDHURY	VICE-CHANCELLOR	RAMADEVI WOMEN'S UNIVERSITY,

				PO- BHOINAGAR, BHUBANESWAR, ODISHA – 751022
9.	DARBHANGA	PROF. SANJAY KUMAR CHOUDHARY	VICE CHANCELLOR	L.N. MITHILA UNIVERSITY, DARBHANGA
10.	DEOGHAR	PROF. BIMAL PRASAD SINGH	VICE- CHANCELLOR	SIDO KANU MURMU UNIVERSITY, DUMKA
11.	GUWAHATI	PROF. RAMESH CH. DEKA	VICE CHANCELLOR	COTTON UNIVERSITY, GUWAHATI, ASSAM
12.	HYDERABAD	PROF.K. SEETHARAMA RAO	VICE- CHANCELLOR	DR. B.R. AMBEDKAR OPEN UNIVERSITY, HYDERABAD
13.	IMPHAL	PROF. N. LOKENDRA SINGH	VICE CHANCELLOR	MANIPUR UNIVERSITY, MANIPUR
14.	ITANAGAR	PROF TOMO RIBA	VICE CHANCELLOR	ARUNACHAL PRADESH UNIVERSITY, PASIGHAT, ARUNACHAL PRADESH (STATE GOVT UNIV OF ARUNACHAL PRADESH)
15.	JAIPUR	PROF. ALPANA KATEJA	VICE CHANCELLOR	UNIVERSITY OF RAJASTHAN, JAIPUR
16.	JODHPUR	PROF. (DR.) HARPREET KAUR	VICE CHANCELLOR	NATIONAL LAW UNIVERSITY, JODHPUR
17.	KHANNA	DR. ZORA SINGH	CHANCELLOR	DESH BHAGAT UNIVERSITY, MANDI GOBINDGARH, PUNJAB
18.	KOLKATA	SWAMI SARVOTTAMANA NDA,	VICE - CHANCELLOR,	RAMAKRISHNA MISSION VIVEKANANDA EDUCATIONAL AND RESEARCH INSTITUTE (DEEMED TO BE UNIVERSITY), KOLKATA
19.	LUCKNOW	PROF. SEEMA SINGH	VICE CHANCELLOR	U.P. RAJARSHI TANDON OPEN UNIVERSITY, PRAYAGRAJ
20.	PATNA	PROF K C SINHA	VICE CHANCELLOR	NALANDA OPEN UNIVERSITY, NALANDA
21.	PUNE	PROF. DR. VIVEK SAO JI	VICE CHANCELLOR	BHARATI VIDYA PEETH (DEEMED TO BE UNIVERSITY), PUNE, MAHARASHTRA

22.	RAIPUR	DR. GIRISH CHANDEL	VICE CHANCELLOR	INDIRA GANDHI KRISHI VISHWAVIDYALAYA, RAIPUR
23.	RANCHI	PROF D K SINGH	VICE CHANCELLOR	JHARKHAND UNIVERSITY OF TECHNOLOGY, RANCHI
24.	SHIMLA	PROF. S. P. BANSAL	VICE CHANCELLOR	CENTRAL UNIVERSITY OF HIMACHAL PRADESH, DHARAMSHALA HIMACHAL PRADESH UNIVERSITY, SHIMLA
25.	SRINAGAR	PROF. A. RAVINDER NATH	VICE CHANCELLOR	GREEN CAMPUS, CENTRAL UNIVERSITY OF KASHMIR, DUDERHAMA, GANDERBAL-191201
26.	VARANASI	PROF. BIHARI LAL SHARMA	VICE-CHANCELLOR	SAMPURNANAND SANSKRIT VISHWAVIDYALAYA, VARANASI- 221002, UTTAR PRADESH
27.	VATAKARA	PROF. S. BIJOY NANDAN	VICE CHANCELLOR	KANNUR UNIVERSITY, KERALA
28.	VISAKHAPATNAM	PROF. D. SURYA PRAKASHA RAO	VICE CHANCELLOR	DAMODARAM SANJIVAYYA NATIONAL LAW UNIVERSITY, SABBAVARAM, VISAKHAPATNAM
29.	JAMMU	PROF. ASHOK AIMA	DISTINGUISHED CHAIR PROFESSOR AND FORMER VICE CHANCELLOR	SCHOOL OF MANAGEMENT (MIET-JAMMU) AND FORMER VICE CHANCELLOR, CENTRAL UNIVERSITY OF JAMMU.
30.	SAHARSA	PROF. FARUQUE ALI	FORMER VICE-CHANCELLOR,	JP UNIVERSITY, CHHAPRA.
31.	COCHIN	DR. AMBAT VIJAYAKUMAR	RENOWNED MATHEMATICIAN, EMERITUS PROFESSOR	COCHIN UNIVERSITY OF SCIENCE AND TECHNOLOGY (CUSAT), KOCHI KERALA

32.	CHENNAI	DR. N. ANANDAVALLI	COORDINATING DIRECTOR	CSIR MADRAS COMPLEX, CHENNAI
33.	GANGTOK	DR. PANKAJ SAINI	DIRECTOR	GEOLOGICAL SURVEY OF INDIA, UNIT SIKKIM
34.	KARNAL	DR M.L. CHHABRA	DIRECTOR	ICAR- SUGARCANE BREEDING INSTITUTE, REGIONAL CENTRE KARNAL
35.	KOHIMA	DR. A NSHOGA	DIRECTOR	HIGHER EDUCATION, GOVT. OF NAGALAND
36.	TRIVANDRUM	DR. S UNNIKRISHNAN NAIR	DIRECTOR	IIST (VSSC), THIRUVANANTHAPURAM
37.	NOIDA	DR NIRMALJEET KALSI IAS (RETD)	CHAIRPERSON	NATIONAL COUNCIL FOR VOCATIONAL EDUCATION AND TRAINING (NCVET) NEW DELHI
38.	PORT BLAIR	COL. ARVIND VARMA	IPOS, POSTMASTER GENERAL	DEPARTMENT OF POSTS, PORT BLAIR
39.	AGARTALA	DR. SUMANTA CHAKRABARTI	REGISTRAR	MBB UNIVERSITY, AGARTALA

Regional centres wise detailed report of the event can be accessed through the below-mentioned QR code -



Dehradun



Dainik Jagran, 21.02.2024



11 वरिष्ठ नागरिकों सहित 3,300 छात्रों को मिली डिग्री

राजीव गांधी नवोदय विद्यालय में आयोजित हुआ इग्नू का 37वां दीक्षांत समारोह

संवाद न्यूज एजेंसी

देहरादून। हरिदा गांधी राष्ट्रीय मुक्त विश्वविद्यालय (इग्नू) ने मुख्यालय समेत देशभर के 39 क्षेत्रीय केंद्रों में 37वां दीक्षांत समारोह बनाया। वहीं, पुन में भी क्षेत्रीय केंद्र की ओर से राजीव गांधी नवोदय विद्यालय में आयोजित कार्यक्रम में 11 वरिष्ठ नागरिकों समेत 33 सी अध्येर्थियों को अनिलदास व अंशुमलदास डिग्रियां प्रदान की गईं। सभी शिक्षार्थियों को डिग्री डीजी लोक में उपलब्ध है।

कार्यक्रम का उद्घाटन मुख्य अतिथि एसोसिएट आनंद बर्धन, विशिष्ट अतिथि उच्च शिक्षा उन्नयन समिति के उपाध्यक्ष डॉ. देवेन्द्र भसीन और इग्नू के क्षेत्रीय निदेशक डॉ. रंजन कुमार ने संयुक्त रूप से किया। अतिथि एसोसिएट आनंद बर्धन ने शिक्षा के क्षेत्र में महिलओं की भूमिका में प्रसन्नता व्यक्त की। इग्नू के क्षेत्रीय निदेशक डॉ. रंजन कुमार ने केंद्र में संयोजित पाठ्यक्रमों की जानकारी दी।

उन्होंने बताया समारोह में 1718 को स्नातक डिग्री, 1129 को स्नातकोत्तर डिग्री दी गईं, जबकि 279 स्नातकोत्तर डिप्लोमा, 56 डिप्लोमा, 15 स्नातकोत्तर



हरिदा गांधी मुक्त विश्वविद्यालय के दीक्षांत समारोह में सम्मस्त डिग्री धारकों के साथ अग्र मुख्य अतिथि आनंद बर्धन व सम्मस्त विश्वविद्यालय के अधिकारी। संवाद

65 वर्षीय दिव्येन्दु के चेहरे पर आई चमक

समारोह में 65 वर्षीय दिव्येन्दु मुखर्जी को डिप्लोमा के साथ मानविकी में स्नातकोत्तर डिग्री मिली जो उनका चेहरा खुशी से खिल उठा। दिव्येन्दु मुखर्जी स्टेट बैंक ऑफ इंडिया एवं भारतीय के पूर्व अधिकारी रहे हैं। उन्होंने कहा, शिक्षा उस के बंधनों से मुक्त है जिसके लिए इग्नू एक बेहतर विकल्प है। उन्होंने मुझको भी उचित परामर्श देने के लिए मानविकी में स्नातकोत्तर डिग्री प्राप्त की है।

प्रमाणपत्र और 103 प्रमाणपत्र वाले विद्यार्थी शामिल रहे। इग्नू ने जेल बंदियों को भी डिग्रियां दीं। समारोह में इग्नू के सहायक क्षेत्रीय

अधिकारी डॉ. जागदंबा प्रसाद, राकेश चंद्र नीनी, आशुतोष रावत, राखी आशवाल, निशांत शर्मा, संतोष चर्मा, सुरेश मिश्र, चीम सिंह आदि मौजूद रहे।

Amar Ujala, 21.02.2024

युवा शिक्षार्थियों की पहली पसंद बन रहा इग्नू : आनंद बर्धन

इग्नू का 37वां दीक्षांत समारोह संपन्न
देहरादून क्षेत्रीय केंद्र के 3300 शिक्षार्थियों को डिग्री
सहाय न्यूज एजेंसी देहरादून।

हरिदा गांधी राष्ट्रीय मुक्त विश्वविद्यालय का 37वां दीक्षांत समारोह मुख्यालय के सहाय देहरादून क्षेत्रीय केंद्र में आयोजित किया गया। देहरादून क्षेत्रीय केंद्र के दीक्षांत समारोह में विभिन्न पाठ्यक्रमों के करीब 3300 शिक्षार्थियों को डिग्री प्रदान की गई।

संयोजक श्री देवेन्द्र मिश्र (उपरोध) क्षेत्रीय विद्यालय के सहाय व अध्यक्ष सहाय अग्र मुख्य अतिथि आनंद बर्धन, अशुतोष रावत उच्च शिक्षा उन्नयन समिति के उपाध्यक्ष डॉ. देवेन्द्र भसीन व क्षेत्रीय निदेशक डॉ. रंजन कुमार ने डिग्री धारकों को उपरी प्रदान की। मुख्य अतिथि आनंद बर्धन ने कहा कि इग्नू युवा शिक्षार्थियों को पहली पसंद बन रहा है। इग्नू की पहली



समारोह में अतिथि आनंद बर्धन मुख्य अतिथि

सहाय अग्र मुख्य अतिथि आनंद बर्धन का होना है। विशिष्ट अतिथि डॉ. परमिता ने शिक्षार्थियों को हार्दिक बधाई में बंध प्रदान करने के लिए प्रेरित किया। उन्होंने कहा कि बंध प्रदान करने को अलावा एक दिन अलायन को बुराईयों पर संतुष्टा देवे। उन्होंने शिक्षार्थियों से अपेक्षा की कि 2024 तक भारत

को विश्वीय 175 बरों के अंतर्गत में अपने आनंद भुवना विद्यार्थी बन उपलब्ध किया। देहरादून के क्षेत्रीय निदेशक डॉ. रंजन कुमार ने बर्धन को बधाई प्रस्तुत की। कहा कि इग्नू में सम्मेलन करने वाले 48 प्रतिष्ठ शिक्षार्थी 20 वर्ष से कम उम्र के हैं।

समारोह में क्षेत्रीय केंद्र के 3300 शिक्षार्थियों को डिग्री प्रदान की गई, जिसमें 1718 स्नातक, 1129 स्नातकोत्तर, 279 स्नातकोत्तर डिप्लोमा, 56 डिप्लोमा, 15 स्नातकोत्तर उपाध्याय व 103 प्रमाणपत्र सम्मिलित हैं। क्षेत्रीय निदेशक ने कहा कि 52 शिक्षार्थी प्रदान केंगे, 45 प्रोफेसर डिग्री

11 सीनियर सिटीजन को भी मिली उपाधि

देहरादून। क्षेत्रीय केंद्र देहरादून के दीक्षांत समारोह में 11 सीनियर सिटीजन ने भी डिग्री प्राप्त की, जिसमें से 200 सीनियर सिटीजन शिक्षार्थी प्रदान करने में शामिल हुए। समारोह में 65 वर्षीय दिव्येन्दु मुखर्जी ने डिप्लोमा के साथ मानविकी में स्नातकोत्तर डिग्री प्राप्त की। मुखर्जी स्टेट बैंक ऑफ इंडिया व भारतीय के पूर्व अधिकारी रहे हैं। उन्होंने कहा कि शिक्षा बंधन के बंधनों से मुक्त है, जिसके लिए इग्नू बेहतर विकल्प है। उन्होंने मुझको भी उचित परामर्श देने के लिए मानविकी में स्नातकोत्तर डिग्री प्राप्त करवाया है।

य क्षेत्रीय केंद्र में हुए हैं। वहीं, अतिथि आनंद बर्धन को डिग्री प्रदान करने के साथ ही

कार्यक्रम का संयोजक अशुतोष रावत ने किया। इस अवसर पर सहाय क्षेत्रीय निदेशक डॉ. जागदंबा प्रसाद, क्षेत्रीय उपाध्यक्ष अशुतोष रावत, क्षेत्रीय निदेशक डॉ. चीम सिंह, डॉ. देवा मिश्र, डॉ. उमर अलाउद्दीन, आनंद बर्धन आदि लोग लोग मौजूद थे।

Rashtriya Sahara, 21.02.2024

IMPHAL, WEDNESDAY, FEBRUARY 21, 2024

৩৭ শ্রবা ইগনৌ কনভোকেশন পাণ্ডথোকপ্ত্রে



ইম্ফাল, ফেব্রুৱাৰী ২১ (ইউএনএ): ইগনৌ কনভোকেশনৰ ৩৭তম বৃত্তিকৰ্মী (ইউই) কনভোকেশন অনুষ্ঠানত ইগনৌ বিশ্ববিদ্যালয়ৰ ৩৩৩৭৭ জন ছাত্ৰ আৰু ৩৩৩৭৭ জন ছাত্ৰীয়ে অংশ লৈছিল।

ইগনৌ বিশ্ববিদ্যালয়ৰ কনভোকেশনৰ ৩৭তম বৃত্তিকৰ্মী (ইউই) কনভোকেশন অনুষ্ঠানত ইগনৌ বিশ্ববিদ্যালয়ৰ ৩৩৩৭৭ জন ছাত্ৰ আৰু ৩৩৩৭৭ জন ছাত্ৰীয়ে অংশ লৈছিল।

ইগনৌ বিশ্ববিদ্যালয়ৰ কনভোকেশনৰ ৩৭তম বৃত্তিকৰ্মী (ইউই) কনভোকেশন অনুষ্ঠানত ইগনৌ বিশ্ববিদ্যালয়ৰ ৩৩৩৭৭ জন ছাত্ৰ আৰু ৩৩৩৭৭ জন ছাত্ৰীয়ে অংশ লৈছিল।

তুমুংগু টাঙায়েম
HUIYEN LANGAO
Wednesday, February 21, 2024, Imphal

ইগ্নৌ ইম্ফাল সেন্টাৰগী ৩৭শ্রবা কনভোকেশন পাণ্ডথোকপ্ত্রে



ইম্ফাল, ফেব্রুৱাৰী ২১ (ইউএনএ): ইগনৌ কনভোকেশনৰ ৩৭তম বৃত্তিকৰ্মী (ইউই) কনভোকেশন অনুষ্ঠানত ইগনৌ বিশ্ববিদ্যালয়ৰ ৩৩৩৭৭ জন ছাত্ৰ আৰু ৩৩৩৭৭ জন ছাত্ৰীয়ে অংশ লৈছিল।

ইগনৌ বিশ্ববিদ্যালয়ৰ কনভোকেশনৰ ৩৭তম বৃত্তিকৰ্মী (ইউই) কনভোকেশন অনুষ্ঠানত ইগনৌ বিশ্ববিদ্যালয়ৰ ৩৩৩৭৭ জন ছাত্ৰ আৰু ৩৩৩৭৭ জন ছাত্ৰীয়ে অংশ লৈছিল।

IMPHAL, WEDNESDAY, FEBRUARY 21, 2024

IGNOU hosts 37th convocation ceremony



By the Staff Reporter

IMPHAL, Feb 21: The 37th convocation ceremony of IGNOU was held at the IGNOU Regional Centre, Imphal, on Wednesday. The ceremony was presided over by the Vice-Chancellor, IGNOU, Regional Centre, Imphal, Dr. J. K. Singh. He presented the convocation certificate to the students who completed their studies. The ceremony was attended by a large number of students and their families. The Vice-Chancellor, IGNOU, Regional Centre, Imphal, Dr. J. K. Singh, presided over the ceremony. He presented the convocation certificate to the students who completed their studies. The ceremony was attended by a large number of students and their families.

Imphal, Wednesday, February 21, 2024

ইগ্নৌগী ৩৭শ্রবা কনভোকেশন সোৱোমেনি পাণ্ডথোকপ্ত্রে

ইম্ফাল, ফেব্রুৱাৰী ২১ (ইউএনএ): ইগনৌ কনভোকেশনৰ ৩৭তম বৃত্তিকৰ্মী (ইউই) কনভোকেশন অনুষ্ঠানত ইগনৌ বিশ্ববিদ্যালয়ৰ ৩৩৩৭৭ জন ছাত্ৰ আৰু ৩৩৩৭৭ জন ছাত্ৰীয়ে অংশ লৈছিল।

ইগনৌ বিশ্ববিদ্যালয়ৰ কনভোকেশনৰ ৩৭তম বৃত্তিকৰ্মী (ইউই) কনভোকেশন অনুষ্ঠানত ইগনৌ বিশ্ববিদ্যালয়ৰ ৩৩৩৭৭ জন ছাত্ৰ আৰু ৩৩৩৭৭ জন ছাত্ৰীয়ে অংশ লৈছিল।

37th convocation ceremony of IGNOU held IGNOU plays an important role in achieving target of GER: Prof Lokendra

CHRONICLE NEWS SERVICE

Imphal: Indira Gandhi National Open University (IGNOU) organised its 37th convocation ceremony on Tuesday with the main event held at IGNOU, New Delhi.

Vice President of India Jagdeep Dhankar was chief guest of the convocation during which IGNOU vice chancellor Prof Nageshwar Rao handed over degree, diploma and certificates to students who have passed the December 2022 and June 2023 term end examinations.

The convocation ceremony was also held at 29 regional centres of IGNOU after the main function with IGNOU Regional Centre, Imphal conducting the ceremony at Asha Hall, North ACC, here, with Manipur University vice chancellor Prof N Lokendra Singh as guest of honour.

Speaking at the programme, Prof N Lokendra Singh congratulated the successful students and appreci-



ated the activities of IGNOU Regional Centre, Imphal.

Stating that higher education in India has witnessed an impressive growth over the years, he noted that distance education works on a multi-dimensional premise and addresses the needs of different sections of the society.

It gives opportunity to working professionals to pursue studies while on job, enable fresher to take up work, draw regular earnings and pursue studies at the same time. Further, aspirants

who are not able to pursue higher studies or professional courses through formal education system can chase their dreams at their conveniences and comfort level through distance learning mode, he explained.

Stressing that Indira Gandhi National Open University, with international recognition and presence, can go a long way in providing seamless access to sustainable and quality education by using innovative technologies and methodologies mandated in NEP 2020, he continued that

IGNOU plays an important role in achieving the target of Gross Enrolment Ratio (GER).

In his address, Imphal centre director Dr S Dilan Singh said that IGNOU has made a significant contribution in the promotion of higher education, community education, extension activities and continual professional development since it was established under an Act of Parliament in 1985. The Regional Centre, Imphal began its journey in 2009 with three Learner Support Centres which were under the administrative control of Shillong Regional Centre.

Today, IGNOU Imphal Centre has become the nucleus of the open and distance learning activities in the state. It caters to learners from rural and tribal areas, disability groups, jails inmates and rehabilitation centres, government and non-government organisations, parents and house makers, the employed and employers. The Imphal

centre has started live class through Swayam Prabha transmission in Manipuri Language for under graduate programmes from RC Imphal Studio, he pointed out while mentioning that the inclusion of Manipuri language in the bouquet of channels opened up doors of education and educational support for educational aspirants living in far flung areas where conventional educational facilities are limited and people prefer to be taught in their own mother tongue.

At present IGNOU RC, Imphal has 15 Learner Support Centres with approximately 20,000 learners on the roll, the regional director said, adding that 751 learner centres under the Imphal centre are eligible for the 37th convocation of IGNOU which includes 552 master degrees, 100 bachelor's degrees, 29 diplomas and 10 certificates.

The degrees were distributed to the successful learners by Prof N Lokendra Singh.



इग्नू के छात्र खुद को कमतर न आंके : प्रो. शर्मा

बीएचयू स्थित मालवीय मूल्य अनुशीलन केंद्र में आयोजन, बनारस के दो छात्रों को राष्ट्रीय स्तर पर गोल्ड मेडल



बीएचयू के भारतीय मूल्य अनुशीलन केंद्र छात्रों में बनारस की प्रतिभा उजागर करने के लिए मूल्य शिक्षा के क्षेत्र में राष्ट्रीय स्तर पर आयोजित कार्यक्रम में भाग ले रहे छात्रों के साथ प्रो. शर्मा। • डे.पुस्तक

दीक्षा समारोह

बनारस, भारतीय मूल्य अनुशीलन केंद्र (अनु) का 37वां वार्षिक दीक्षा समारोह भारतीय मूल्य अनुशीलन केंद्र में आयोजित हुआ। बीएचयू में अनु का शैक्षणिक केन्द्र है। राष्ट्रीय स्तर पर आयोजित यह दिवसों में अनु के शैक्षणिक केन्द्र में जुड़े छात्रों को सम्मानित करने के लिए आयोजित किया गया और फैसला इन अवसरों पर ही राष्ट्रीय स्तर पर आयोजित करने का निर्णय लिया गया है।

बीएचयू के सम्मानित शिक्षक डॉ. अरुण के. अरुण के संयोजन में आयोजित कार्यक्रम में प्रो. शर्मा भी शामिल थे। कार्यक्रम के अंत में प्रो. शर्मा ने कहा कि अधिकांश और अधिकांश छात्रों में बीएचयू के शिक्षक के लिए अनु एक सम्मान की



अनु के दीक्षा समारोह में बनारस की अनु प्रतिभा के प्रति प्रो. शर्मा और बीएचयू के शिक्षकों की संयोजन में आयोजित कार्यक्रम में प्रो. शर्मा भी शामिल थे। कार्यक्रम के अंत में प्रो. शर्मा ने कहा कि अधिकांश और अधिकांश छात्रों में बीएचयू के शिक्षक के लिए अनु एक सम्मान की

किस है। अधिकांश छात्रों में अनु के शिक्षकों के प्रति प्रो. शर्मा और बीएचयू के शिक्षकों की संयोजन में आयोजित कार्यक्रम में प्रो. शर्मा भी शामिल थे। कार्यक्रम के अंत में प्रो. शर्मा ने कहा कि अधिकांश और अधिकांश छात्रों में बीएचयू के शिक्षक के लिए अनु एक सम्मान की

37 वीं वार्षिक दीक्षा समारोह का आयोजन

20 कैम्पसों में आयोजित

3538 की मिली उपधि

दीक्षा समारोह में 2500 विद्यार्थियों को विभिन्न प्रकार के उपधियों से सम्मानित किया गया। 30 कैम्पसों में आयोजित कार्यक्रम में प्रो. शर्मा भी शामिल थे। कार्यक्रम के अंत में प्रो. शर्मा ने कहा कि अधिकांश और अधिकांश छात्रों में बीएचयू के शिक्षक के लिए अनु एक सम्मान की

पहले बार इन्हें मिली डिग्री

दीक्षा समारोह में पहली बार एम. एड. डिग्री के साथ-साथ डिग्री भी प्रदान की गई। कार्यक्रम के अंत में प्रो. शर्मा ने कहा कि अधिकांश और अधिकांश छात्रों में बीएचयू के शिक्षक के लिए अनु एक सम्मान की

ऑनलाइन रहे सहा पूर्व छात्र पंजीकरण

अनु के शैक्षणिक केन्द्र में आयोजित कार्यक्रम में सहा पूर्व छात्रों का पंजीकरण ऑनलाइन किया गया। कार्यक्रम के अंत में प्रो. शर्मा ने कहा कि अधिकांश और अधिकांश छात्रों में बीएचयू के शिक्षक के लिए अनु एक सम्मान की

2019 में शैक्षणिक केन्द्र के आयोजित कार्यक्रम में सहा पूर्व छात्रों का पंजीकरण ऑनलाइन किया गया। कार्यक्रम के अंत में प्रो. शर्मा ने कहा कि अधिकांश और अधिकांश छात्रों में बीएचयू के शिक्षक के लिए अनु एक सम्मान की

भदोही की चांदनी व गाजीपुर के संदीप को गोल्ड मेडल

जगण संबद्धता, वाराणसी : द्वितीय राष्ट्रीय मुक्त विश्वविद्यालय (इग्नू) का 37वां दीक्षा समारोह मंगलवार को बोरचपू के मालवीय मूल्य अनुसंधान केंद्र में हुआ। कार्यक्रम में गोबिंद (भदोही) की चांदनी को बेलार इन आर्ट्स जनरल और सैतपुर (गाजीपुर) के संदीप कुमार को एमए इकोनॉमिक्स में राष्ट्रीय स्तर पर गोल्ड मेडल दिया गया। दोनों होनहार सम्मान्य परिवार से हैं, संदीप न्यायिक विभाग में सेवका भी हैं। उन्होंने नौकरी के दौरान पढ़ाई की और फेजल मेडल हासिल किया। पूर्वांचल परिसर के 19 जिलों में दोनों होनहारों को चर्चित किया गया। 150 छात्र-छात्राओं को सर्टिफिकेट दिया गया।



वाराणसी विश्वविद्यालय के मालवीय मूल्य अनुसंधान केंद्र में इग्नू द्वारा आयोजित दीक्षा समारोह में उषादि प्राप्त करने वाले 19 जिलों के विद्यार्थी • जयशंकर

विशिष्ट अतिथि संपूर्णानंद संस्कृत विश्वविद्यालय के कुलपति प्रो. विशाली लाल शर्मा और इग्नू के क्षेत्रीय निदेशक डा. जयेंद्र नाथ त्रिपाठी ने कार्यक्रम का शुभारंभ किया। प्रो. शर्मा ने कहा कि दूरस्थ शिक्षण पद्धति से देश के कोने-कोने तक गुणवत्तापूर्ण उच्च शिक्षा पहुंचाने में इग्नू ने अहम भूमिका निभाई है। 2025 तक 50 प्रोविंसों का उच्च शिक्षा का सकल पंजीकरण अनुसूचित प्रदाता करने की कल्पना भी इग्नू के बिना अमंजूर है।



दीक्षा समारोह में विशिष्ट वक्ता में शामिल मुख्य अतिथि प्रो. विशाली लाल शर्मा (दा.) व डा. जयेंद्र नाथ त्रिपाठी • जयशंकर

'शिक्षा सबके द्वार' को साहज्य करती हुए कहा कि यह संस्था अत्यधुनिक संसाधनों का प्रयोग करती हुए हर वर्ष को शिक्षा प्रदान

करती है। इग्नू के इंटरनेट आधारित आधुनिक माध्यमों द्वारा विद्यार्थियों को इंटरैक्टिव रीडिंगे करवसंति

- इग्नू के दीक्षा समारोह में 19 जिलों के 150 छात्रों को संस्कृत विषय के सुतर्जनी ने दिया सर्टिफिकेट
- दूरस्थ शिक्षण पद्धति से गुणवत्तापूर्ण उच्च शिक्षा पहुंचाने में इग्नू की अहम भूमिका : प्रो. विशाली लाल शर्मा
- इग्नू क्षेत्रीय केंद्र ने पूर्ण छात्रों से जुड़ने को गुरु किया आनताइन पंजीकरण 800 छात्रों ने दिया श्रेय

वाराणसी केंद्र से 3538 छात्र-छात्राएं शामिल
 क्षेत्रीय निदेशक डा. जयेंद्र नाथ डा. त्रिपाठी ने कहा कि दीक्षा समारोह में देश भा में 3.08 लाख छात्र-छात्राओं को डिग्री प्रदान की गई, जो इग्नू के बीते 17 सालों में सर्वाधिक है। इस बार मुख्यतः से एक किलक पर तीन लाख से अधिक डिग्री डिग्री लगभग में भी जारी गई। क्षेत्रीय केंद्र वाराणसी से 3538 छात्र-छात्राएं शामिल हैं, इसमें जेलों में वंद 20 कैदी भी शामिल हैं, लेकिन यह सुरक्षा कारणों की वजह से कार्यक्रम में शामिल नहीं हो सके। 1782 परास्नातक, 1155 स्नातक, 478 डिग्री व 123 सर्टिफिकेट के छात्र शामिल हैं।

विद्यार्थियों को जनसचरी एमएनएस से दी जाती है, पिछले साल चार लाख सर्टिफिकेट भेजे गए थे। पूर्ण छात्रों से जुड़ने के लिए आनताइन पंजीकरण सुविधा शुरू की गई है, अभी तक 800 छात्रों ने व्योरा दर्ज किया है। वर्ष 2022-23 में 16,500 छात्र पंजीकृत हुए हैं। इस अवसर पर सहायक कुलसचिव योगेश कुमार, सहायक क्षेत्रीय निदेशक डा. संजय कुमार व डा. श्रवण कुमार पांडेय ने संबोधन किया।



**'इग्नू' का
37वां
दीक्षांत
समारोह**

सुशिक्षित समाज के निर्माण की जिम्मेदारी बखूबी निभा रहा इग्नू

वाराणसी (एसएनबी)। संस्कृत विश्वविद्यालय के कुलपति प्रो. विहारो लाल शर्मा ने कहा कि दूरस्थ शिक्षण पद्धति से देश के कोने-कोने तक गुणवत्तापूर्ण उच्च शिक्षा पहुंचाने में इग्नू ने अहम भूमिका निभाई है। 2025 तक 50 प्रतिशत का उच्च शिक्षा का सकल योगीकरण अनुपात प्राप्त करने की कल्पना

दूरस्थ शिक्षण पद्धति से देश के कोने-कोने तक उच्च शिक्षा पहुंचाने में इग्नू की भूमिका अहम

क्षेत्रीय केन्द्र, वाराणसी से 3538 विद्यार्थियों को मिली उपाधि, डिग्री लेने वालों में 20 कैदी भी

वाराणसी से एमए इकोनॉमिक्स के संदीप कुमार व बैचलर इन आर्ट्स जनरल के चांदनी कुमारी ने राष्ट्रीय स्तर प्राप्त किया स्वर्ण पदक

भौ इग्नू के विन उत्परी है। प्रो. शर्मा मंगलवार को इंटर। रांशे मुक्त विधि के 37वें दीक्षांत समारोह को बतौर विजिट अतिथि संबोधित कर रहे थे।

उन्होंने कहा कि अपने व्यवहक नेटवर्क एवं सुचना तकनीकी का प्रयोग कर हर विद्यार्थी तक पहुंच सुनिश्चित कर, ज्ञानदान समाज के निर्माण की जिम्मेदारी को इग्नू ने बखूबी निभा रहा है। उन्होंने इग्नू के कार्यक्रम 'शिक्षा सबके द्वार' की सराहना करते हुए कहा कि यह एकमात्र ऐसी संस्था है जो आत्यधुनिक संसाधनों का प्रयोग करते हुए समाज के हर वर्ग के लोगों को शिक्षा प्रदान करती है। उन्होंने कहा कि इग्नू विश्व का विशालतम विधि है। उन्होंने सभी दीक्षांत उपाधि धारकों को उनके उज्ज्वल भविष्य की शुभकामनाएं दीं।

दीक्षांत समारोह के मुख्य कार्यक्रम इग्नू मुख्यालय मैदानमधे, नई दिल्ली में आयोजित किया गया। इसमें मुख्य अतिथि भारत के उपाध्यक्ष जगदीप धनखड़ रहे। उन्होंने अपने संबोधन में दूरस्थ



मोड मेडरिटर संदीप कुमार व चांदनी कुमारी को डिग्री प्रदान करते विजिट अतिथि।

शिक्षा की महत्ता को रेखांकित करते हुए मानव जीवन में शिक्षा की महत्ता पर बल दिया। इस अवसर पर इग्नू के कुलपति प्रो. नमोश्चर राव ने विसंगत अवस्था प्रस्तुत करते हुए इग्नू की भूमिका पर प्रकाश डाला और दूरस्थ शिक्षा के उज्ज्वल भविष्य के विषय में बताया।

इग्नू क्षेत्रीय केन्द्र वाराणसी के क्षेत्रीय परिषद निवृत्त सहायक सभासद, मालवीय मूल्या अनुसंधान केन्द्र में दीक्षांत कार्यक्रम संबोधन हुआ। इसका शुभारम्भ विजिट अतिथि प्रो. विहारो लाल शर्मा, कुलपति, सम्पूर्णानन्द संस्कृत विधि एवं डा. उपेन्द्र नम शिवटी, क्षेत्रीय निदेशक इग्नू द्वारा मालवीय की प्रतिमा पर माल्यार्पण एवं दीप प्रज्वलन कर किया गया। दीक्षांत में देशभर में कुल 3,08,605 विद्यार्थियों को डिग्री प्रदान की गई, जो इग्नू के धीरे 17 सालों में सर्वाधिक है। इस बार इग्नू मुख्यालय ने दीक्षांत में एक मिनट से तीन लाख से अधिक

इग्नू के 37वें दीक्षांत समारोह में डिग्री प्राप्त करने वाले विद्यार्थी।

दिविधा डिग्री लॉकर में भी डाल दी। क्षेत्रीय केन्द्र, वाराणसी से कुल 3538 छात्र/छात्राएं शामिल हैं। इसमें 20 कैदी भी शामिल हैं। क्षेत्रीय केन्द्र वाराणसी पर 1782 परासनासक, 1155 स्नातक, 478 डिप्लोमा और 123 सर्टिफिकेट के विद्यार्थी हैं। इस बार के वाराणसी के दो छात्रों जिसमें एमए इकोनॉमिक्स के संदीप कुमार और बैचलर इन आर्ट्स जनरल के चांदनी कुमारी ने राष्ट्रीय स्तर पर स्वर्ण पदक प्राप्त किया है, जो क्षेत्रीय केन्द्र के लिए नैरख की बात है। एमए ज्योतिष कार्यक्रम के लिए इग्नू क्षेत्रीय केन्द्र वाराणसी को नोहेल सेक्टर बनाया गया था इसके प्रथम तैरन के साथ विद्यार्थियों को इग्नू क्षेत्रीय केन्द्र वाराणसी ने इस दीक्षांत समारोह में उपाधि दी है।

योगेश कुमार, सहायक कुलसचिव, इग्नू क्षेत्रीय केन्द्र, वाराणसी ने धन्यवाद ज्ञापित किया। संबलन सहायक क्षेत्रीय निदेशक डा. संजय कुमार एवं डा. अरुण कुमार पाण्डेय ने किया। कार्यक्रम में विभिन्न संस्थानों के अकादमिक एवं छात्रों सहित लगभग 250 लोगों ने प्रतिभाग किया। इसमें डा. एनवी सिंह उदय प्रताप कॉलेज के कोऑर्डिनेटर और डा. उमेश सिंह शीटी बिसनी मिर्जापुर के कोऑर्डिनेटर को उनके उत्कृष्ट सेवा के लिए सम्मानित किया गया।

यूजी में चांदनी, पीजी में संदीप को स्वर्ण पदक

इग्नू के दीक्षांत समारोह में संस्कृत विवि के कुलपति ने दी डिग्री, 3536 विद्यार्थियों को उपाधि

पूर्व मिडी सिविल

आगवासी। इग्नू के दोहास समारोह पर वीरकमल शर्मा विश्व क्षेत्रीय कार्यालय से जुड़े कैम्पसों को संबोधित कर रहे हैं। इस दौरान यूजी में चांदनी कुमारी, पीजी में संदीप कुमार को उत्कृष्ट उत्तर पर नगम पदक मिला। कुल 3536 विद्यार्थियों को डिग्री, सर्टिफिकेट दिए गए। वहीं मुख्य अतिथि संपूर्णानंद संस्कृत विश्वविद्यालय के कुलपति डॉ. विशारत जलन शर्मा ने छात्रों को संबोधित करते हुए कहा कि विद्यार्थी अपने सतत संधारण करें, ज्ञानकुल रोना है।

शेखरपुर के सत्यमेव जयते अनुसंधान केंद्र में आयोजित समारोह में कुलपति ने कहा कि दीक्षांत समारोह किसी भी छात्र के लिए पलक दिन होता है। यहां मिलने वाले पदक, उपाधि से आगे बढ़ते रहने की इच्छा मिलती है। क्षेत्रीय केंद्र के निदेशक डॉ. उषा देवी शर्मा ने कहा कि बाराणसी समूह 19 किलो में छात्रों को इग्नू की सुविधाएं अनसुआ मिल रही हैं। पूर्व छात्रों में तुलने के लिए पूर्व छात्र प्रतियोगिता की अनसुआ सुविधा से क्षेत्रीय केंद्र को केवमाट पर मुक्त कर रहे हैं। कार्यक्रम में सत्यमेव



शेखरपुर में इग्नू के दीक्षांत समारोह में उपाधि के साथ छात्र-छात्राएं। अपर उजाला



सदीप कुमार और चांदनी को उपाधि देने कुलपति विशारत जलन शर्मा साथ में डॉ. उषा देवी शर्मा। अपर उजाला

कुलपति वीरकमल शर्मा, सत्यमेव क्षेत्रीय निदेशक डॉ. संजय कुमार, डॉ. अमर कुमार पांडेय और लोग मौजूद रहे।

क्षेत्रीय केंद्र निदेशक ने बताया कि सन 2022-23 में क्षेत्रीय केंद्र से तुलने वाले कुल छात्रों की संख्या 16500 है। भारतीय जल संसाधन को समुद्र

करने के लिए इग्नू ने एमए जर्जियन, एमए संस्कृत एवं एमए वैदिक अध्ययन जैसे कई कोर्स को शुरूआत की है। दीक्षांत समारोह में एमए जर्जियन के दस विद्यार्थियों को भी उपाधि मिली। डॉ. उषा देवी ने बताया कि एमए जर्जियन के लिए इग्नू क्षेत्रीय केंद्र को नेशनल स्तर बनाया गया।

कैदियों को जेल में मिलेगी डिग्री

क्षेत्रीय केंद्र के निदेशक का कहना है कि सम्मोह में डिप्लोमा, सर्टिफिकेट कोर्स में अप्रत्यक्ष 20 कैदियों को भी डिग्री, सर्टिफिकेट दिए गए थे लेकिन मुख्य कारणों से कैदों को उपाधि से वंचित कर दिया गया। इग्नू को टीम जेल में बनाया जा चुका है।

Annexure II : Item-wise Expenditure of Regional Centers



S.NO.	Name of Regional Center	Regular Staff Salary	Daily Wage payment	Security	Building Rent	Travel and hiring of taxi	Meeting/ workshop/ Orientation Programme etc	Printing / Publicity	LSC/PSC/SSC Payments (Salary of Part Time functionaries)	LSC/PSC/SSC Payments (Counselling, Assignment Evaluation, Practical's etc)	Other Expenditure	Total Expenditure
1	Agartala	1046160	177510	23664	0	0	0	11475	322804	904020	340083	2825716
2	Ahmedabad	1321683	41793	84888	0	0	0	0	472470	879486	590843	3391163
3	Aizwal	1226371	124563	0	0	0	0	0	621940	209355	284749	2466978
4	Aligarh	0	0	0	0	0	0	0	0	0	0	0
5	Angul	276238	5435	0	0	0	0	0	416020	109569	811146	1618408
6	Bangalore	2592419	105638	41252	277381	20432	0	0	0	88065	468206	3593393
7	Bhagalpur	1024318	98364	0	0	24845	0	200	183380	482094	23725	1836926
8	Bhopal	1886600	177806	118819	0	0	0	0	0	45826	746815	2975866
9	Bhubaneswar	1813837	296211	174792	0	59487	0	200	0	183049	387899	2915475
10	Bijapur	454519	140781	0	0	0	0	0	624800	411801	113740	1745641
11	Chandigarh	2268657	142432	0	0	24577	0	0	727245	1427586	54648	4645145
12	Chennai	1578156	12142	69494	119794	4908	0	4020	146860	20890	145712	2101976
13	Cochin	1702802	133669	229137	0	0	0	2200	32950	1291509	1113941	4506208
14	Darbhanga	838163	181823	176784	0	0	0	9770	0	0	369099	1575639
15	Dehradun	1774639	188141	0	0	0	0	0	1018540	1098043	470459	4549822
16	Delhi-1	2025554	1226717	0	0	13038	0	9700	1139707	11535736	915476	16865928
17	Delhi-2	2655945	993276	0	531000	89848	0	0	0	4830143	2526479	11626691
18	Delhi-3	1436439	720301	0	708000	32229	0	24633	2265421	7866351	362586	13415960
19	Deoghar	977446	199941	51150	181418	5278	5962	21711	1736516	498713	196689	3874824
20	Gangtok	773414	77868	33516	117000	66346	1585	0	0	63609	96024	1229362
21	Guwahati	1736535	219993	87466	270000	4123	71790	2970	533410	846325	113184	3885796
22	Hyderabad	2333034	58768	110032	269169	0	0	9936	0	257030	170986	3208955
23	Imphal	1025118	57624	0	1219428	0	0	0	0	276770	957809	3536749
24	Itanagar	470886	242665	46254	0	18200	0	10773	223960	773735	580250	2366723
25	Jabalpur	1374421	135016	131158	0	0	0	0	306960	53075	47107	2047737
26	Jaipur	4202514	177484	0	0	5693	145852	27251	0	365827	378136	5302757
27	Jammu	1331503	190670	55465	0	0	0	0	0	0	222485	1800123
28	Jodhpur	2246217	178825	176556	0	9200	0	0	0	187539	1499496	4297833
29	Jorhat	683456	0	76056	0	0	0	1733	3960	0	57889	823094
30	Karnal	1262695	17600	267932	0	0	0	8968	0	0	1973239	3530434
31	Khanna	1179169	358807	100877	0	0	0	0	0	1294928	393903	3327684
32	Kohima	731435	48048	0	80200	3700	144705	10000	835780	57869	216127	2127864
33	Kolkata	1980093	612437	170531	0	16765	0	0	592614	3281523	3285300	9939263
34	Koraput	1079084	294834	45483	3340	0	0	0	138820	0	65345	1626906
35	Lucknow	2448581	168041	56680	0	24268	0	10700	2561317	1538937	2160459	8968983
36	Madurai	1325398	47701	55991	0	0	0	0	203561	156172	468758	2257581
37	Mumbai	445682	198924	221994	64335	0	0	0	789709	542170	94598	2357412
38	Nagpur	1334408	0	51143	206468	14962	0	29846	340150	812201	400642	3189820
39	NOIDA	2792840	434742	0	202450	8730	0	250	1352990	1565812	5714409	12072223
40	Panaji	858802	0	135919	147828	8100	0	0	0	74990	1800405	3026044
41	Patna	2113225	6000	0	0	0	0	0	0	39277	476979	2635481
42	Port Blair	881442	274184	0	9028	0	0	2950	60650	8350	115055	1351659
43	Pune	1647349	124521	0	393837	0	0	1180	448068	813137	465910	3894002

44	Raghunathganj	0	0	0	0	0	0	0	0	0	0	0
45	Raipur	1699441	197453	59375	0	0	0	0	194880	0	425402	2576551
46	Rajkot	547456	143664	0	0	0	0	0	36850	94812	295967	1118749
47	Ranchi	1735995	235065	102958	1136000	93546	0	29603	827240	1352414	2089148	7601969
48	Saharsa	568971	486346	0	0	8692	0	0	0	0	126576	1190585
49	Shillong	1596689	130079	62190	0	0	102531	0	692220	166232	339337	3089278
50	Shimla	1027446	210643	49448	128658	37832	0	13436	1627250	1539983	4602171	9236867
51	Siliguri	1125678	286050	181446	69334	66290	10698	81656	453540	195846	242359	2712897
52	Srinagar	442111	432233	0	750000	14798	0	92380	1500140	2646813	408041	6286516
53	Trivandrum	1065124	0	0	0	25330	0	571	297360	2180548	981395	4550328
54	Varanasi	2260360	152924	82398	65048	0	13090	1750	455043	643188	3644417	7318218
55	Vatakara	604848	199561	0	59700	13900	0	7430	668840	272699	194749	2021727
56	Vijayawada	1493230	107916	60548	72328	0	0	0	196777	122342	355808	2408949
57	Vishakhapatnam	861919	86265	0	784479	3966	0	2350	121193	0	98952	1959124
	Total	78186515	11559494	3391396	7866223	719083	496213	429642	25171935	54106389	45481112	227408002

